

Florida Department of Business and Professional Regulation



Ron DeSantis
Governor

Halsey Beshears
Secretary

Louis Trombetta
Director

Division of Pari-Mutuel Wagering 88th Annual Report Fiscal Year 2018-2019

2601 Blair Stone Road
Tallahassee, Florida 32399
Ph: 850.488.9130

www.myfloridalicense.com/dbpr/pmw

**DEPARTMENT OF BUSINESS AND PROFESSIONAL REGULATION
 DIVISION OF PARI-MUTUEL WAGERING
 COMPREHENSIVE ANNUAL REPORT
 FISCAL YEAR ENDING JUNE 30, 2019
www.myfloridalicense.com/dbpr/pmw**

INTRODUCTORY SECTION

Overview and Explanation of Report Terminology	2
Division Overview.....	3
Events Shaping the 2018/2019 Racing/Gaming Season in Florida.....	6

STATISTICAL SECTION

Pari-Mutuel Statistical Data

Fiscal Years Comparative Data	7
Graphs - Historical Pari-Mutuel Wagering Activity	8
Components of Pari-Mutuel Handle From Performances	11
Total State Revenue From Performances	12
Total Regular and Charity/Scholarship Handle.....	13
Total Intertrack Wagering Handle by Guest.....	14
Charity and Scholarship Performances, Racing Scholarship Trust Fund, and Abandoned Winning Tickets.....	17

Cardroom Statistical Data

Cardroom Comparative Data.....	18
--------------------------------	----

Slot Statistical Data

Slot Comparative Data.....	19
Revenue per Machine Compared to Average Number of Machines by Month.....	20

DATA BY PERMITHOLDER/FACILITY

Contact and Operating Information by Permitholder/Facility.....	23
Promotional Programs for Florida-Bred Horses.....	28
Drug Positives Statistical Data.....	29

FINANCIAL STATEMENTS

Summary of State Revenue from Cardroom, Pari-Mutuel, Slot Activities, and Indian Gaming Compact.....	30
Balance Sheet - Special Revenue Fund.....	31
Statement of Revenue, Expenditures & Changes in Fund Balance – Budget & Actual – Special Revenue Fund	32

CARDROOM, PARI-MUTUEL, AND SLOT STATUTE MATRIX

Summary of Pari-Mutuel Handle Distribution.....	33
Summary of Cardroom Distribution.....	36
Summary of Slot Distribution.....	37

INTRODUCTION

OVERVIEW

This annual report encompasses the fiscal year which began July 1, 2018, and ended June 30, 2019. This is the 88th annual report in the series. The first annual report was issued for Fiscal Year 1931/1932, the initial year of legalized pari-mutuel wagering. In Florida, pari-mutuel wagering is authorized for horse racing, harness horse racing, quarter horse racing, greyhound racing, jai alai games, and cardroom poker games. Additionally, slot machine gaming at pari-mutuel facilities is authorized in Broward and Miami-Dade counties. Florida is one of the primary pari-mutuel states in the nation. Florida is also the only state in the United States where live jai alai games are conducted. This annual report, which is required by Florida law, is intended to inform the Governor, the Legislature, the industry, and other interested parties of wagering activities at authorized pari-mutuel facilities. The report is organized into five primary sections:

- 1. Introductory Section** – An overview of the Division of Pari-Mutuel Wagering and a report of events that occurred impacting the division's oversight of permits or events that affected the operation of facilities.
- 2. Statistical Section** – Details various cardroom, pari-mutuel, and slot statistical data by individual racing association or fronton.
- 3. Data by Association/Facility** – Includes operating information by association/permit, promotional programs for Florida-bred horses, and impermissible substance positives statistical data.
- 4. Financial Section** – Official financial statements of the Division of Pari-Mutuel Wagering.
- 5. Statute Matrix** – A table that summarizes the statutes regarding the taxes and fees applicable to pari-mutuel wagering and cardroom activity. The matrix includes a summary of the statutes regarding the taxes, fees, fines, and penalties with respect to slot machine gaming.

EXPLANATION OF REPORT TERMINOLOGY

Florida law requires intertrack wagers to be combined with the wagering pools of the host or the broadcasting Florida track or fronton. The law also requires that the host take-out on intertrack wagers be the same as for on-track wagers; however, the distribution of the take-out may be different. The tax structure for on-track and intertrack wagering is explained in more detail in the statute matrix section.

Pursuant to Section 550.002(13), Florida Statutes, handle is defined as the aggregate contributions to pari-mutuel pools. For purposes of this report, the four types of handle detailed in this report are as follows:

- **Live Ontrack:** Handle from live races/games at the track/fronton.
- **Simulcast:** Handle from races/games originating from out-of-state and broadcast to a Florida track/fronton.
- **Intertrack:** Handle from where a Florida track/fronton (acting as host) broadcast live races/games to other Florida tracks/frontons.
- **Intertrack Simulcast:** Handle from rebroadcasting of simulcast signals received by a Florida track/fronton to other Florida tracks/frontons.

All intertrack and intertrack simulcast handle is detailed by the host permitholder in this report. These schedules reflect combined wagering statistics for all guest facilities that received broadcasts and conducted wagering that is included in the wagering pools of the host. For host permitholders, a summary of intertrack handle components for each guest is shown in the statistical section of this report. The schedules of intertrack wagering handle by guest include data on wagers from intertrack handle and intertrack simulcast handle. Any paid attendance, admission tax, purses paid, or players' awards paid are detailed in the data by permitholder/facility section of the report.

THE DIVISION OF PARI-MUTUEL WAGERING

The Division of Pari-Mutuel Wagering is a program area of the Department of Business and Professional Regulation within the Executive Branch of Florida's government. The division is charged with regulating Florida's pari-mutuel, cardroom, and slot machine gaming industries, as authorized by Chapters 550, 551, and Section 849.086, Florida Statutes, as well as collecting and safeguarding associated revenues due to the state. Authorized pari-mutuel events include harness racing, quarter horse racing, thoroughbred racing, greyhound racing, and jai alai. Pari-Mutuel Wagering was originally authorized by the Legislature in 1931. Since that time, the division has evolved from a racing commission into a professional regulatory organization overseeing a complex and dynamic industry located throughout the state. Additionally, the Division of Pari-Mutuel Wagering was designated by the Florida Legislature as the State Compliance Agency with the authority to carry out the state's oversight responsibilities in accordance with the provisions outlined in the Compact between the State of Florida and the Seminole Tribe of Florida.

OFFICE OF THE DIRECTOR

The Office of the Director provides leadership, oversight, and administration of the six functional areas within the division. Specific responsibilities include budget planning, rule promulgation, policy development, analysis of proposed legislation, strategic planning, fleet management, staff development, and enforcement of administrative actions. Additionally, the Office of the Director ensures that all areas of the division operate in a cooperative effort to provide efficient regulatory oversight of the industry.

The division's structure includes six functional areas which act under the management of the Office of the Director. These functional areas include Revenue and Financial Analysis, Auditing, Operations, Investigations, Slot Operations, and The State Compliance Agency. Each area focuses on a different aspect of regulation within the cardroom, pari-mutuel, and slot machine gaming industry, as well as the state's Compact with the Seminole Tribe of Florida, in an effort to protect state revenues and maintain the public's confidence in the integrity of the wagering activity. Additionally, the Office of the Director processes applications for the issuance of all pari-mutuel permit holder Annual Operating Dates Licenses, Cardroom Operator Licenses, and Slot Machine Licenses to authorized facilities.

OFFICE OF OPERATIONS

All individuals and businesses who work or conduct business at a racetrack, fronton, cardroom, or slot machine facility and who have access to all wagering activity, restricted areas, and/or racing animals, must obtain an occupational license issued by the division. Every occupational licensee is fingerprinted upon initial licensure and every three years thereafter. Each set of fingerprints is submitted electronically to the Florida Department of Law Enforcement and the Federal Bureau of Investigation for processing. During Fiscal Year 2018/2019, the Operations' Licensing Section processed 22,164 occupational license applications for businesses and individuals, of which 4,438 were related to cardroom operations, 13,697 were related to racing operations, and 4,029 were related to slot machine operations.

The Office of Operations is also responsible for ensuring that the day-to-day operation of races and games are conducted in accordance with Florida's pari-mutuel statutes and rules. The State Stewards monitor each horserace and conduct inquiries and hearings for alleged violations of the state's pari-mutuel statutes and rules. The Stewards and Hearing Officers issued 28 rulings and 16 consent orders, assessed fines totaling \$11,205, and imposed two license suspensions for violations during Fiscal Year 2018/2019.

Operations' staff collects urine and blood samples from racing animals which are sent to the University of Florida, College of Medicine Racing Laboratory for analysis. The Racing Laboratory performs its services under an annual contract with the division. State veterinarians and veterinary assistants collected 49,570 samples that included 36,987 greyhound urine samples and 12,583 horse urine and blood samples during Fiscal Year 2018/2019. There were 174 positive findings of impermissible substances in the samples collected.

OFFICE OF AUDITING

The Office of Auditing is responsible for conducting various audits to ensure the integrity of wagering activity and protect the wagering public by assuring that cardroom, pari-mutuel, and slot machine wagering is conducted in compliance with the Florida Statutes and Florida Administrative Code. Such compliance issues include pari-mutuel broadcast exchanges, verification that takeout/commissions are consistent with notification requirements, interstate wagering restrictions, verification that statutory and rule procedures are followed, tracing reported revenue amounts to their accounting transaction source documentation, oversight of the wagering pools, transmission of pari-mutuel information, proper payments to winning pari-mutuel patrons, and approval of totalisator security plans and software upgrades. Additionally, the auditing staff maintains primary oversight for cardroom operations, which includes: auditing internal control procedures, auditing jackpot accounts, monitoring daily operations, coordinating inspections, and auditing for compliance. The auditing team is responsible for communicating with the licensed totalisator companies and for the input of pari-mutuel handle and wagering information into the division's Central Management System.

During Fiscal Year 2018/2019, the auditing team conducted 19 greyhound purse audits, 19 greyhound adoption proceeds audits, 37 mutuels audits, 25 escheat audits, 25 cardroom audits, and seven slot audits. Audits of malfunction reports were also conducted.

OFFICE OF INVESTIGATIONS

The Office of Investigations examines statutory and rule violations that occur at pari-mutuel facilities, cardrooms, and slot machine gaming locations. Reports of these violations can originate from concerned citizens, law enforcement sources or the pari-mutuel facilities themselves. Alleged violations can involve cheating during a gaming activity, employee theft, as well as disruptive or threatening behavior while on the grounds of a permitholder. Investigations of this type typically lead to a lifetime exclusion of the offender from the concerned facility, and may also result in a statewide exclusion from all pari-mutuel facilities in the state.

The office is also responsible for investigating a variety of racing related violations. The nature of these investigations include Class I drug positives analyzed and identified by the University of Florida, College of Medicine Racing Laboratory, patron complaints, allegations of animal cruelty, the use of performance altering medications, and illegal substances during races. An investigation may result in the issuance of a warning letter, consent order, administrative fine, license suspension, or a hearing before an Administrative Law Judge. Investigations may also lead to referral to other regulatory agencies or law enforcement organizations for criminal prosecution. During Fiscal Year 2018/2019, there were 588 investigations conducted.

Investigators also perform in-depth background reviews of Pari-Mutuel Wagering Occupational License requests from applicants with disqualifying criminal convictions who are requesting a waiver from the Division Director in accordance with Section 550.105, Florida Statutes. During Fiscal Year 2018/2019, the investigation staff also conducted 3,553 inspections of pari-mutuel and slot machine facilities, including cardrooms, greyhound kennels and horse stables throughout the operating year.

OFFICE OF SLOT OPERATIONS

The Slot Operations' staff is responsible for overseeing state personnel located at each of the four pari-mutuel facilities in Broward County and each of the four pari-mutuel facilities in Miami-Dade County that have slot machine gaming. To protect the integrity of slot machine gaming activity, the Slot Operations' staff oversees the day-to-day operations at the slot machine facilities, performs daily revenue reconciliations, verifies that every slot machine has been certified by an independent testing laboratory, issues slot machine occupational licenses to individuals, and ensures slot machine gaming activity is in compliance with the requirements of Chapter 551, Florida Statutes, Chapter 61D-14, Florida Administrative Code, as well as the internal controls of the individual facilities.

During Fiscal Year 2018/2019, the Slot Operations' staff completed 5,110 inspections. Of those, 61 items were found to be non-compliant, of which six were turned over to Investigations and to the Department's Office of the General Counsel for formal proceedings. Slot machine facilities were notified of 53 observations so that appropriate internal action, including employee disciplinary action, advanced training and/or re-training of facility personnel could occur.

There were 1,120 shipments of authorized slot machines and components, which required the verification of 1,178 slot machines and 11,380 components. The Slot Operations' staff authorized and monitored 11,175 slot machine conversions, denomination and/or game theme changes, slot machine relocations and other related slot machine changes.

OFFICE OF REVENUE AND FINANCIAL ANALYSIS

The Revenue and Financial Analysis staff is responsible for safeguarding and accounting for state revenues in accordance with Florida Statutes and the Florida Administrative Code, as it relates to cardroom, pari-mutuel, and slot gaming activities. The staff develops revenue projections for the Revenue Estimating Conferences, maintains cash flow statements for timely transfer to the State's General Revenue Fund and to the Education Enhancement Trust Fund, provides oversight of the division's budget and the division's Central Management System develops the division annual report, deposits fines and miscellaneous revenue, and determines fiscal impacts on proposed legislation impacting the industry.

During Fiscal Year 2018/2019, \$247,416,909 in state revenues pertaining to cardroom, pari-mutuel, and slot machine gaming were collected. The Revenue and Financial Analysis staff also reconciled 696 permitholder pari-mutuel, cardroom, and slot monthly remittance reports, conducted 15 charity day audits and 33 uniform annual report audits. The Revenue and Financial Analysis staff compiles statistical information for cardroom, pari-mutuel, and slot machine gaming, and performs legislative and revenue analyses requested by the department, the Executive Office of the Governor, the Legislature and the industry. Additionally, staff is responsible for communicating with the licensed totalisator companies and for the input of pari-mutuel handle and wagering information into the division's Central Management System.

STATE COMPLIANCE AGENCY

The Gaming Compact between the Seminole Tribe of Florida and the State of Florida, 75 FR 38833, was executed by the Governor on April 7, 2010, and ratified by the United States Department of the Interior on July 7, 2010. Pursuant to Section 285.710, Florida Statutes, the Division of Pari-Mutuel Wagering was designated by the Florida Legislature as the State Compliance Agency with the authority to carry out the State's oversight responsibilities in accordance with the provisions outlined in the Compact. The Seminole Tribe of Florida presently operate six casinos, with authority for seven, located in Broward, Hillsborough, Collier, Glades, and Hendry counties.

During Fiscal Year 2018/2019, the State Compliance Agency completed 72 inspections of tribal gaming facilities spanning over 720 man-hours. Additionally, \$257,994,274, in revenue sharing with the Tribe was collected. Of this, \$10,254,103 was distributed to local governments, including both counties and municipalities, as required by Section 285.710, Florida Statutes.

Events Shaping the 2018/2019 Racing/Gaming Season in Florida

- There were no legislative changes to Chapters 550, 551 or Section 849.086, Florida Statutes, governing pari-mutuel wagering, cardrooms or slots during the 2019 Legislative Session.
- Beginning December 29, 2017, the Division implemented Emergency Rule 61DER17-2, Florida Administrative Code, Emergency Procedures for Collecting Samples from Racing Greyhounds following an Order by the Division of Administrative Hearings in case number 2017-5238RU which required the Division to update some of the greyhound sample collection rules. In addition, the Division worked to develop Rule 61D-6.0052, Florida Administrative Code, Procedures for Collecting Samples from Racing Greyhounds. Litigation regarding the proposed rule language prevented the Division from adopting Rule 61D-6.0052, Florida Administrative Code, this season. The Emergency Rule 61DER17-2, Florida Administrative Code, is still in effect as of September 2018.
- On November 6, 2018, Amendments 3 (Voter Control of Gambling in Florida) and 13 (Ends Dog Racing) received voter approval as initiated Florida constitutional amendments:
 - Amendment 3 provides voters the exclusive right to decide whether to authorize casino gambling within the State of Florida and precludes the Florida Legislature's ability to authorize casino gambling within the state.
 - Amendment 13 bans gambling on dog races within the state of Florida. Specifically, pari-mutuel operators would be prohibited from racing greyhounds or any other dogs for gambling purposes beginning January 1, 2021. In addition, individuals within the state are prohibited from wagering on the outcome of live dog races conducted within the state of Florida.
- As a result of the passing of Amendment 13, some greyhound permitholders began truncating their live performance schedules or ceased operation of live greyhound races during the 2018/2019 racing season.
- On December 6, 2018, Fronton Holdings, LLC d/b/a Casino Miami, was acquired by Casino Miami, LLC.
- On March 10, 2019, Rule 61D-6.0052, F.A.C., Procedures for Collecting Samples from Racing Greyhounds, became effective, thereby, superseding and formally adopting Rule 61DER18-1. This rule provides procedures to be utilized by Division of Pari-Mutuel Wagering, Bureau of Operations' designated personnel when collecting, handling and shipping samples collected from racing greyhounds at applicable pari-mutuel facilities within our jurisdiction.
- Calder Casino & Race Course held its first Jai Alai performance on May 23, 2019.

STATISTICAL SECTION

FISCAL YEARS COMPARATIVE DATA

Beginning with the 1931/1932 Fiscal Year, the state began collecting taxes on pari-mutuel wagering. During that initial year, the pari-mutuel industry operated 462 racing days in Florida, which resulted in state revenue of \$737,301, total paid attendance of 1,157,161, and total pari-mutuel handle of \$17,365,424.

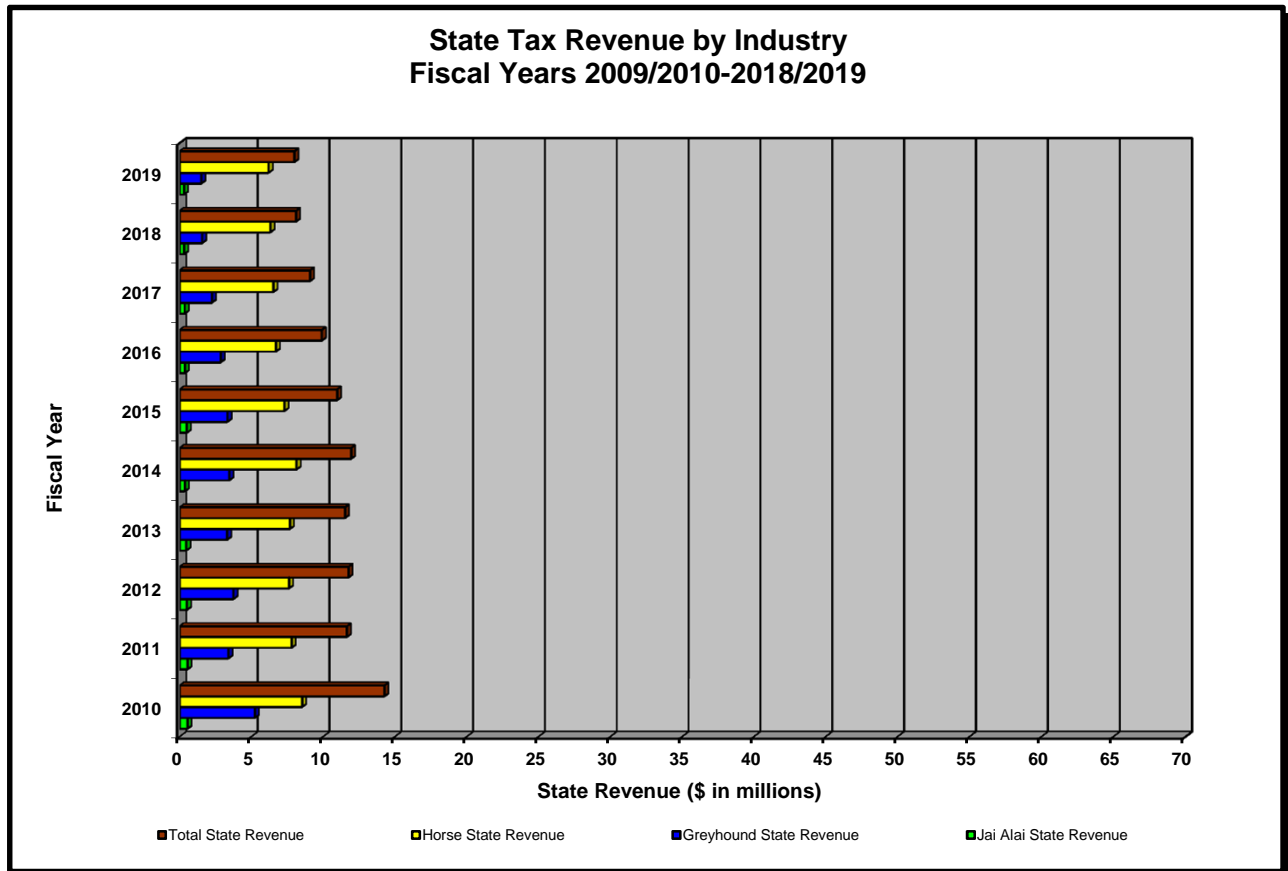
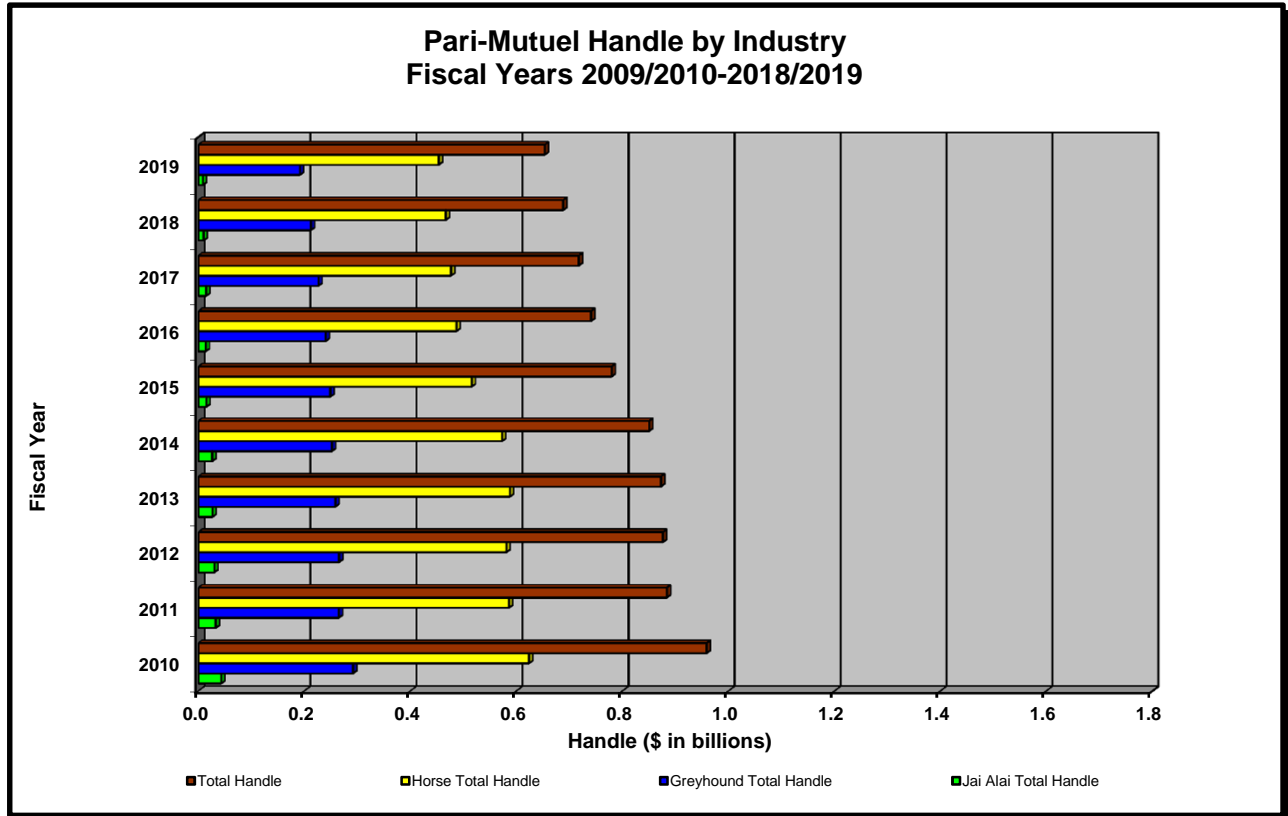
In most recent years, pari-mutuel handle has steadily declined. Since Fiscal Year 1931/1932, approximately \$76.8 billion in pari-mutuel handle wagered resulted in \$4.4 billion in state revenue. This fiscal year, the pari-mutuel industry operated 2,742 racing days, which resulted in state revenue of \$9,478,392, total paid attendance of 203,219, and total pari-mutuel handle of \$653,757,703.

Over the last 10 years, pari-mutuel wagering has experienced a 31.8 percent decline in handle, and total state revenue has decreased 43.3 percent, along with a 34.2 percent decrease in the number of racing days. Shown below is a summary of pari-mutuel handle and state revenue for Fiscal Years 2009/2010 through 2018/2019.

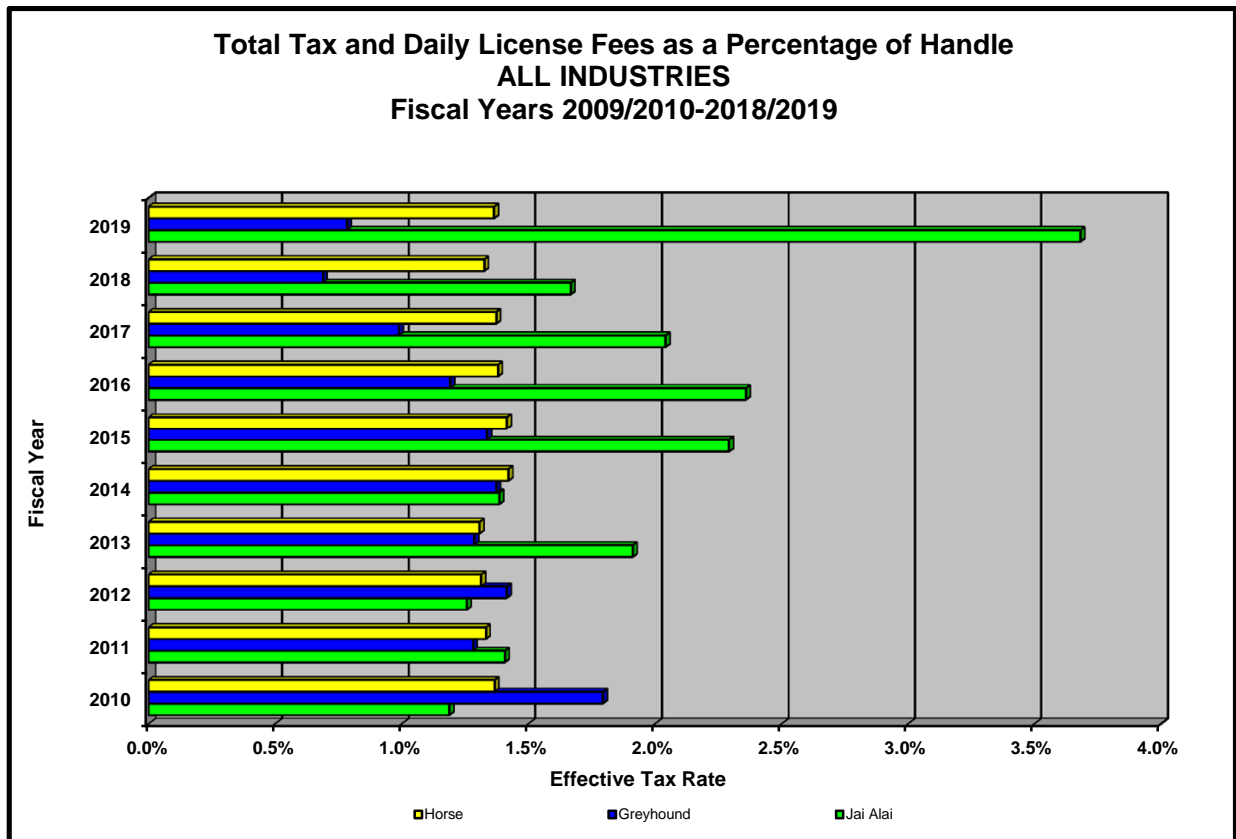
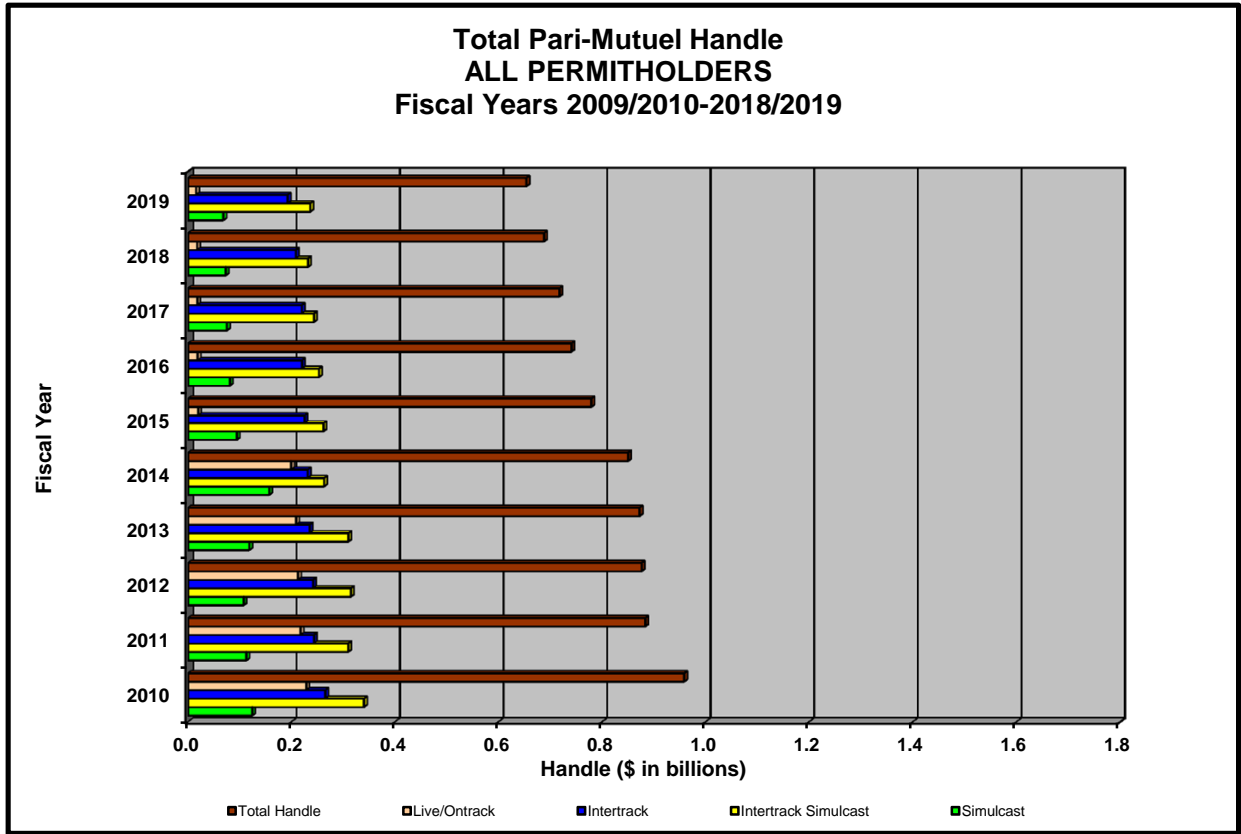
PARI-MUTUEL HANDLE AND STATE REVENUE SUMMARY					
<i>Fiscal Year</i>	<i>Number of Racing/Gaming Days</i>	<i>Total Paid Attendance</i>	<i>Total Pari-Mutuel Handle</i>	<i>Total State Revenue ⁽¹⁾</i>	<i>State Revenue as a Percent of Handle</i>
2009/2010	4,167	614,889	\$ 958,537,395	\$16,706,611	1.74%
2010/2011	3,633	507,804	\$ 883,381,429	\$13,640,020	1.54%
2011/2012	3,602	469,497	\$ 876,146,485	\$13,802,723	1.58%
2012/2013	3,628	430,707	\$ 872,272,660	\$13,200,709	1.51%
2013/2014	3,582	383,864	\$ 850,136,735	\$13,785,681	1.62%
2014/2015	3,441	377,660	\$ 779,336,136	\$12,589,460	1.62%
2015/2016	3,416	348,081	\$ 740,622,948	\$11,832,484	1.60%
2016/2017	3,415	333,620	\$ 717,555,785	\$10,926,426	1.52%
2017/2018	3,149	318,621	\$ 688,030,290	\$8,519,787	1.24%
2018/2019	2,742	203,219	\$ 653,757,703	\$9,478,392	1.45%

(1) This figure includes state revenue from pari-mutuel performances and other state revenue, and does not include state revenue from cardroom and slot operations.

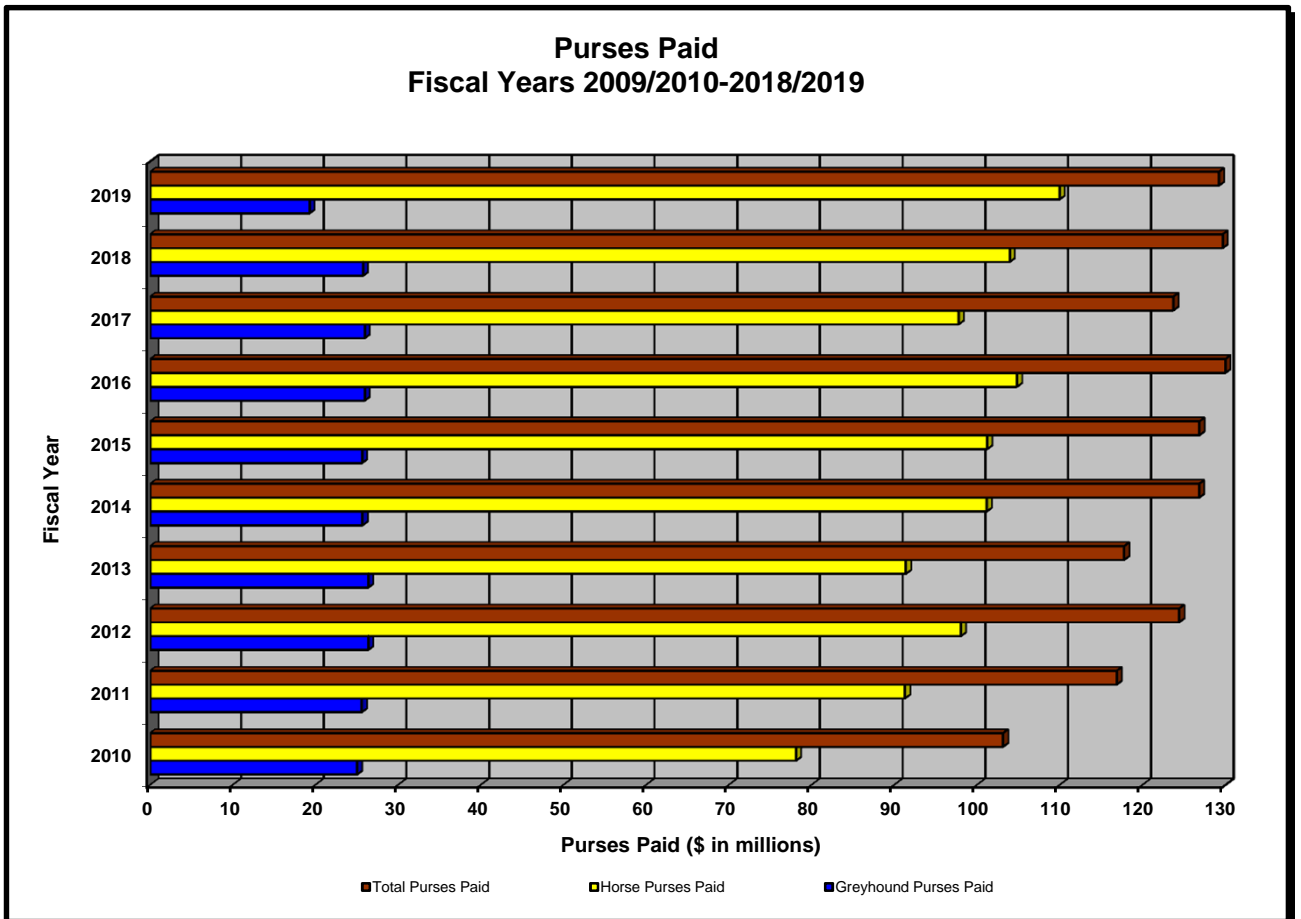
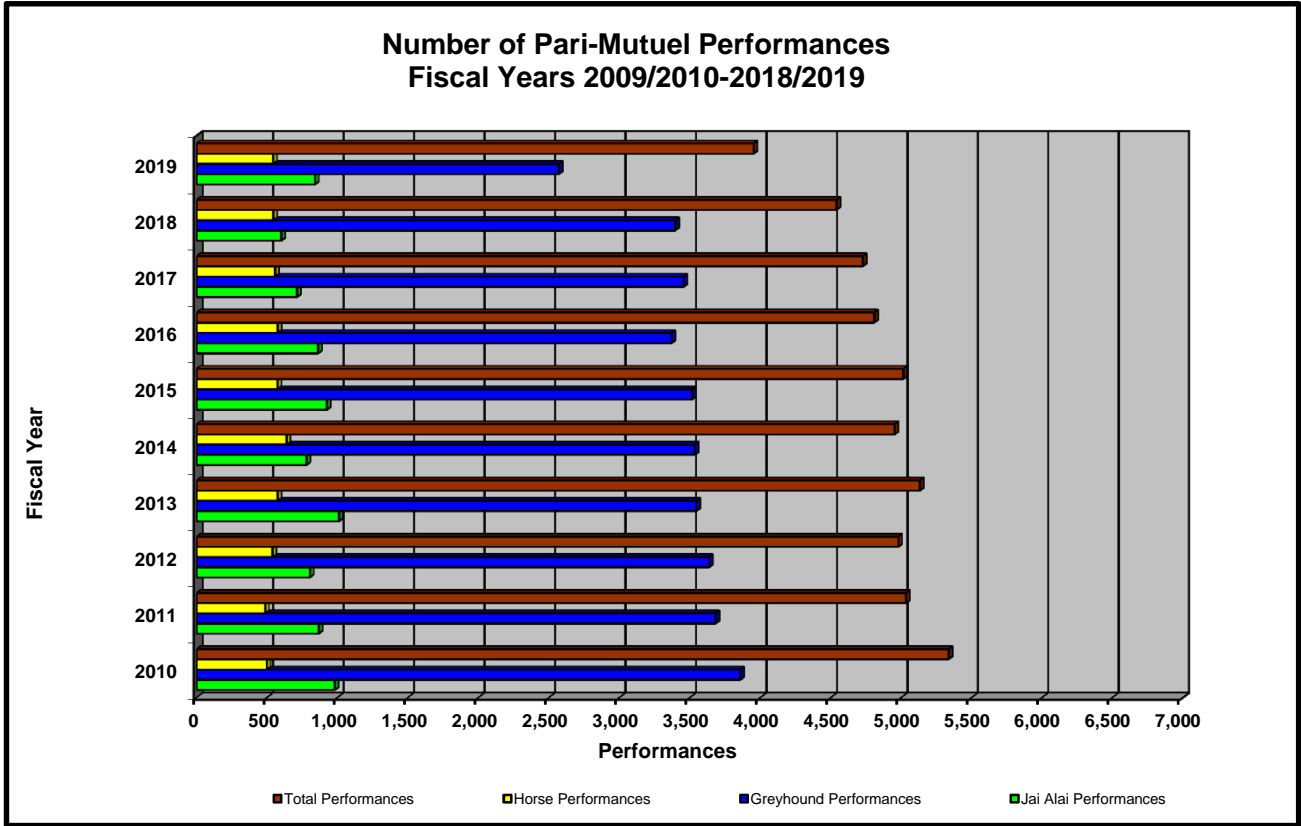
HISTORICAL PARI-MUTUEL WAGERING ACTIVITY



HISTORICAL PARI-MUTUEL WAGERING ACTIVITY



HISTORICAL PARI-MUTUEL WAGERING ACTIVITY



COMPONENTS OF PARI-MUTUEL HANDLE FROM PERFORMANCES

Fiscal Year 2018/2019

	Daily License Fee	Tax on Handle	Total Paid To Charities	Permitholder Revenues From Pari-Mutuel Handle	Public Pool	Total Handle
Greyhound Racing Permitholders						
Daytona Beach Kennel Club and Poker Room	\$51,520	\$90,528	\$51,042	\$4,683,189	\$16,188,544	\$21,064,823
St. Petersburg Kennel Club, Inc., d/b/a Derby Lane	34,800	80,323	103,794	4,156,586	14,014,936	18,390,439
Washington County Kennel Club, Inc., d/b/a Ebro Greyhound Park	2,560	0	3,493	346,590	901,762	1,254,405
831 Federal Highway Acquisition Holding, LLC ^(A)	0	0	0	2,524	9,478	12,002
Jacksonville Kennel Club, Inc., d/b/a Bestbet Jacksonville	30,000	43,553	70,261	2,176,580	7,431,930	9,752,324
License Acquisitions, LLC, d/b/a Palm Beach Greyhound Racing	22,800	26,839	59,186	2,618,767	8,775,466	11,503,058
831 Federal Highway Acquisition, LLC (The Big Easy Casino) ^(B)	0	0	0	0	0	0
Melbourne Greyhound Park	0	0	0	0	0	0
Naples-Ft. Myers Greyhound Track	11,040	0	65,473	1,874,954	6,668,442	8,619,909
Orange Park Kennel Club, Inc., d/b/a Bestbet Orange Park	22,767	26,468	66,072	3,385,825	11,189,430	14,690,562
Investment Corporation of Palm Beach, d/b/a Palm Beach Kennel Club	82,720	223,159	75,245	6,512,688	22,192,992	29,086,804
Penn-Sanford, LLC, d/b/a Sanford Orlando Kennel Club	13,600	15,018	18,982	2,054,398	7,445,447	9,547,445
Pensacola Greyhound Track	0	0	0	42,749	128,265	171,014
SOKC, LLC, d/b/a Sanford Orlando Kennel Club	20,320	30,110	19,731	2,219,287	8,238,307	10,527,755
Sarasota Kennel Club	8,000	0	30,572	1,418,369	4,480,595	5,937,536
St. Johns Greyhound Park	14,400	0	67,687	2,910,301	9,585,689	12,578,077
TBDG Acquisition, LLC, d/b/a Tampa Greyhound Track	47,680	125,527	83,222	4,093,747	13,872,230	18,222,406
West Volusia Racing, Inc., d/b/a Orange City Racing and Card Club	112,741	225,033	38,357	4,319,028	15,539,925	20,235,084
Total Greyhound Permitholders	\$474,948	\$886,558	\$753,117	\$42,815,582	\$146,663,438	\$191,593,643
Jai Alai Permitholders						
Calder Casino and Race Course	\$28,160	\$1,278	\$38	(\$19,475)	\$34,244	\$44,245
Dania Jai Alai	71,680	0	869	896,114	2,927,464	3,896,127
Dania Entertainment Center, LLC, d/b/a Dania Summer Jai Alai	52,800	0	868	597,882	1,965,485	2,617,035
Fronton Holdings, LLC, d/b/a Ft. Pierce Jai Alai & Poker	12,800	0	0	(12,297)	1,516	2,019
Kings Court Key	1,280	0	0	(1,280)	0	0
West Flagler Associates d/b/a Magic City Jai Alai	49,600	0	745	258,301	934,395	1,243,041
Casino Miami, LLC	49,600	0	147	55,702	299,572	405,021
OBS Real Estate Holdings, LLC, d/b/a Ocala Gainesville Poker and Jai Alai	12,800	0	0	(12,799)	3	4
RB Jai Alai, LLC, d/b/a Orlando Events	12,800	0	0	(12,800)	0	0
Summer Jai Alai Partnership	18,560	0	318	42,706	186,734	248,318
Total Jai Alai Permitholders	\$310,080	\$1,278	\$2,985	\$1,792,054	\$6,349,413	\$8,455,810
Thoroughbred Racing Permitholders						
Calder Casino and Race Course	\$39,300	\$110,536	\$174,398	\$4,012,594	\$16,586,735	\$20,923,563
Gulfstream Park Thoroughbred After Racing Program	45,200	149,887	145,552	4,469,118	18,618,383	23,428,140
Gulfstream Park Racing and Casino	299,400	3,311,283	365,292	50,238,002	209,149,721	263,363,698
Tampa Bay Downs, Inc.	236,900	939,682	67,404	14,909,486	62,119,302	78,272,774
Tropical Park, LLC.	48,700	167,889	230,345	5,661,244	23,379,155	29,487,333
Total Thoroughbred Permitholders	\$669,500	\$4,679,277	\$982,991	\$79,290,444	\$329,853,296	\$415,475,508
Harness Racing Permitholders						
Isle Casino and Racing at Pompano Park	\$292,800	\$453,048	\$0	\$7,645,213	\$29,802,826	\$38,193,887
Quarter Horse Racing Permitholders						
Gretna Racing, LLC, d/b/a Creek Entertainment Gretna	\$22,400	\$3	\$0	(\$22,350)	\$293	\$346
Hamilton Downs	0	0	0	0	0	0
Ocala Breeders' Sales Company, Inc.	800	213	0	4,410	20,703	26,126
South Florida Racing Association, LLC (Hialeah Park)	32,100	16	0	(31,804)	1,251	1,563
South Marion Real Estate Holdings, LLC (Oxford Downs)	16,000	106	0	(14,297)	8,754	10,563
Tampa Bay Downs, Inc.	800	3	0	(754)	208	257
Total Quarter Horse Permitholders	\$72,100	\$341	\$0	(\$64,795)	\$31,209	\$38,855
TOTAL FOR ALL PERMITHOLDERS	\$1,819,428	\$6,020,502	\$1,739,093	\$131,478,498	\$512,700,182	\$653,757,703

(A) Formerly known as H & T Gaming, Inc., d/b/a Mardi Gras Gaming

(B) Formerly known as Hartman and Tyner, Inc., d/b/a Mardi Gras Gaming

TOTAL STATE REVENUE FROM PERFORMANCES

Fiscal Year 2018/2019	LIVE			SIMULCAST			ITW	ITW SIM	CHARITY PERFORMANCES	TOTAL TAXES AND FEES DUE (C)
	Tax on Handle	Daily License Fee	Total Live Taxes and Fees Collected	Tax on Handle	Daily License Fee	Total Simulcast Taxes and Fees Collected	Tax on Handle	Tax on Handle	Daily License Fee	
Greyhound Racing Permitholders										
Daytona Beach Kennel Club and Poker Room	\$12,890	\$25,120	\$38,010	\$7,007	\$9,000	\$16,007	\$18,064	\$52,567	\$17,400	\$142,048
St. Petersburg Kennel Club, Inc., d/b/a Derby Lane	33,927	20,400	54,327	0	0	0	46,396	0	14,400	115,123
Washington County Kennel Club, Inc., d/b/a Ebro Greyhound Park	0	0	0	0	0	0	0	0	2,560	2,560
831 Federal Highway Acquisition Holding, LLC (A)	0	0	0	0	0	0	0	0	0	0
Jacksonville Kennel Club, Inc., d/b/a Bestbet Jacksonville	17,589	15,600	33,189	0	0	0	25,964	0	14,400	73,553
License Acquisitions, LLC, d/b/a Palm Beach Greyhound Racing	10,166	8,400	18,566	0	0	0	16,673	0	14,400	49,639
831 Federal Highway Acquisition, LLC (The Big Easy Casino) (B)	0	0	0	0	0	0	0	0	0	0
Melbourne Greyhound Park	0	0	0	0	0	0	0	0	0	0
Naples-Ft. Myers Greyhound Track	0	0	0	0	0	0	0	0	11,040	11,040
Orange Park Kennel Club, Inc., d/b/a Bestbet Orange Park	11,277	8,367	19,644	0	0	0	15,191	0	14,400	49,235
Investment Corporation of Palm Beach, d/b/a Palm Beach Kennel Club	91,146	68,320	159,466	0	0	0	132,013	0	14,400	305,879
Penn-Sanford, LLC, d/b/a Sanford Orlando Kennel Club	6,823	6,400	13,223	0	0	0	8,195	0	7,200	28,618
Pensacola Greyhound Track	0	0	0	0	0	0	0	0	0	0
SOKC, LLC, d/b/a Sanford Orlando Kennel Club	13,634	13,280	26,914	0	0	0	16,476	0	7,040	50,430
Sarasota Kennel Club	0	0	0	0	0	0	0	0	8,000	8,000
St. Johns Greyhound Park	0	0	0	0	0	0	0	0	14,400	14,400
TBDG Acquisition, LLC, d/b/a Tampa Greyhound Track	52,557	34,240	86,797	0	0	0	72,970	0	13,440	173,207
West Volusia Racing, Inc., d/b/a Orange City Racing and Card Club	30,149	70,720	100,869	19,989	27,601	47,590	44,052	130,843	14,420	337,774
Total Greyhound Permitholders	\$280,158	\$270,847	\$551,005	\$26,996	\$36,601	\$63,597	\$395,994	\$183,410	\$167,500	\$1,361,506
Jai Alai Permitholders										
Calder Casino and Race Course	\$675	\$26,560	\$27,235	\$0	\$0	\$0	\$603	\$0	\$1,600	\$29,438
Dania Jai Alai	0	70,720	70,720	0	0	0	0	0	960	71,680
Dania Entertainment Center, LLC, d/b/a Dania Summer Jai Alai	0	51,840	51,840	0	0	0	0	0	960	52,800
Fronton Holdings, LLC, d/b/a Ft. Pierce Jai Alai & Poker	0	12,800	12,800	0	0	0	0	0	0	12,800
Kings Court Key	0	1,280	1,280	0	0	0	0	0	0	1,280
West Flagler Associates d/b/a Magic City Jai Alai	0	48,960	48,960	0	0	0	0	0	640	49,600
Casino Miami, LLC	0	48,960	48,960	0	0	0	0	0	640	49,600
OBS Real Estate Holdings, LLC, d/b/a Ocala Gainesville Poker and Jai Alai	0	12,800	12,800	0	0	0	0	0	0	12,800
RB Jai Alai, LLC, d/b/a Orlando Events	0	11,200	11,200	0	0	0	0	0	1,600	12,800
Summer Jai Alai Partnership	0	17,920	17,920	0	0	0	0	0	640	18,560
Total Jai Alai Permitholders	\$675	\$303,040	\$303,715	\$0	\$0	\$0	\$603	\$0	\$7,040	\$311,358
Thoroughbred Racing Permitholders										
Calder Casino and Race Course	\$8,343	\$31,700	\$40,043	\$0	\$0	\$0	\$102,193	\$0	\$7,600	\$149,836
Gulfstream Park Thoroughbred After Racing Program	32,431	36,500	68,931	0	0	0	117,456	0	8,700	195,087
Gulfstream Park Racing and Casino	209,591	119,000	328,591	227,617	171,500	399,117	612,627	2,261,448	8,900	3,610,683
Tampa Bay Downs, Inc.	61,371	79,700	141,071	16,392	149,500	165,892	241,908	620,011	7,700	1,176,582
Tropical Park, LLC.	35,940	40,100	76,040	0	0	0	131,949	0	8,600	216,589
Total Thoroughbred Permitholders	\$347,676	\$307,000	\$654,676	\$244,009	\$321,000	\$565,009	\$1,206,133	\$2,881,459	\$41,500	\$5,348,777
Harness Racing Permitholders										
Isle Casino and Racing at Pompano Park	\$10,965	\$111,300	\$122,265	\$43,801	\$181,500	\$225,301	\$40,456	\$357,826	\$0	\$745,848
Quarter Horse Racing Permitholders										
Gretna Racing, LLC, d/b/a Creek Entertainment Gretna	\$3	\$22,400	\$22,403	\$0	\$0	\$0	\$0	\$0	\$0	\$22,403
Hamilton Downs	0	0	0	0	0	0	0	0	0	0
Ocala Breeders' Sales Company, Inc.	213	800	1,013	0	0	0	0	0	0	1,013
South Florida Racing Association, LLC (Hialeah Park)	16	32,100	32,116	0	0	0	0	0	0	32,116
South Marion Real Estate Holdings, LLC (Oxford Downs)	106	16,000	16,106	0	0	0	0	0	0	16,106
Tampa Bay Downs, Inc.	3	800	803	0	0	0	0	0	0	803
Total Quarter Horse Permitholders	\$341	\$72,100	\$72,441	\$0	\$0	\$0	\$0	\$0	\$0	\$72,441
TOTAL FOR ALL PERMITHOLDERS	\$639,815	\$1,064,287	\$1,704,102	\$314,806	\$539,101	\$853,907	\$1,643,186	\$3,422,695	\$216,040	\$7,839,930

(A) Formerly known as H & T Gaming, Inc., d/b/a Mardi Gras Gaming

(B) Formerly known as Hartman and Tyner, Inc., d/b/a Mardi Gras Gaming

(C) The amounts shown are taxes and fees due after the application of any applicable tax credits, and do not include admissions tax. See page 30 for total taxes and fees received.

TOTAL REGULAR AND CHARITY/SCHOLARSHIP HANDLE

Fiscal Year 2018/2019

Greyhound Racing Permitholders

	ON-TRACK		INTERTRACK		TOTAL REGULAR HANDLE	ON-TRACK		INTERTRACK		TOTAL CHARITY SCHOLARSHIP HANDLE	TOTAL HANDLE
	Live	Simulcast	ITW	ITWS		Live	Simulcast	ITW	ITWS		
Daytona Beach Kennel Club and Poker Room	\$2,295,478	\$1,085,612	\$3,957,187	\$12,527,488	\$19,865,765	\$206,957	\$67,319	\$243,561	\$681,221	\$1,199,058	\$21,064,823
St. Petersburg Kennel Club, Inc., d/b/a Derby Lane	7,185,588	0	9,598,505	0	16,784,093	802,055	0	804,291	0	1,606,346	18,390,439
Washington County Kennel Club, Inc., d/b/a Ebro Greyhound Park	1,208,445	0	0	0	1,208,445	45,960	0	0	0	45,960	1,254,405
831 Federal Highway Acquisition Holding, LLC (A)	0	8,826	0	3,176	12,002	0	0	0	0	0	12,002
Jacksonville Kennel Club, Inc., d/b/a Bestbet Jacksonville	2,850,032	0	5,584,290	0	8,434,322	502,500	0	815,502	0	1,318,002	9,752,324
License Acquisitions, LLC, d/b/a Palm Beach Greyhound Racing	3,395,669	0	6,930,263	0	10,325,932	380,620	0	796,506	0	1,177,126	11,503,058
831 Federal Highway Acquisition, LLC (The Big Easy Casino) (B)	0	0	0	0	0	0	0	0	0	0	0
Melbourne Greyhound Park	0	0	0	0	0	0	0	0	0	0	0
Naples-Ft. Myers Greyhound Track	4,878,072	0	2,737,712	0	7,615,784	745,627	0	258,498	0	1,004,125	8,619,909
Orange Park Kennel Club, Inc., d/b/a Bestbet Orange Park	4,284,648	0	9,151,887	0	13,436,535	459,428	0	794,599	0	1,254,027	14,690,562
Investment Corporation of Palm Beach, d/b/a Palm Beach Kennel Club	9,268,740	0	18,361,117	0	27,629,857	553,927	0	903,020	0	1,456,947	29,086,804
Penn-Sanford, LLC, d/b/a Sanford Orlando Kennel Club	3,500,473	0	5,680,416	0	9,180,889	126,870	0	239,686	0	366,556	9,547,445
Pensacola Greyhound Track	171,014	0	0	0	171,014	0	0	0	0	0	171,014
SOKC, LLC, d/b/a Sanford Orlando Kennel Club	3,967,393	0	6,172,126	0	10,139,519	122,481	0	265,755	0	388,236	10,527,755
Sarasota Kennel Club	3,482,676	0	1,984,932	0	5,467,608	338,145	0	131,783	0	469,928	5,937,536
St. Johns Greyhound Park	3,544,725	0	7,755,615	0	11,300,340	469,960	0	807,777	0	1,277,737	12,578,077
TBDG Acquisition, LLC, d/b/a Tampa Greyhound Track	6,523,381	0	10,367,169	0	16,890,550	569,798	0	762,058	0	1,331,856	18,222,406
West Volusia Racing, Inc., d/b/a Orange City Racing and Card Club	2,085,188	1,021,050	3,965,006	12,256,857	19,328,101	142,149	46,142	198,346	520,346	906,983	20,235,084
Total Greyhound Permitholders	\$58,641,522	\$2,115,488	\$92,246,225	\$24,787,521	\$177,790,756	\$5,466,477	\$113,461	\$7,021,382	\$1,201,567	\$13,802,887	\$191,593,643

Jai Alai Permitholders

Calder Casino and Race Course	\$33,733	\$0	\$9,033	\$0	\$42,766	\$1,299	\$0	\$180	\$0	\$1,479	\$44,245
Dania Jai Alai	1,361,648	0	2,481,599	0	3,843,247	22,153	0	30,727	0	52,880	3,896,127
Dania Entertainment Center, LLC, d/b/a Dania Summer Jai Alai	839,111	0	1,716,328	0	2,555,439	29,977	0	31,619	0	61,596	2,617,035
Fronton Holdings, LLC, d/b/a Ft. Pierce Jai Alai & Poker	2,019	0	0	0	2,019	0	0	0	0	0	2,019
Kings Court Key	0	0	0	0	0	0	0	0	0	0	0
West Flagler Associates d/b/a Magic City Jai Alai	359,129	0	865,240	0	1,224,369	6,329	0	12,343	0	18,672	1,243,041
Casino Miami, LLC	190,755	0	206,954	0	397,709	5,001	0	2,311	0	7,312	405,021
OBS Real Estate Holdings, LLC, d/b/a Ocala Gainesville Poker and Jai Alai	4	0	0	0	4	0	0	0	0	0	4
RB Jai Alai, LLC, d/b/a Orlando Events	0	0	0	0	0	0	0	0	0	0	0
Summer Jai Alai Partnership	64,952	0	175,116	0	240,068	3,270	0	4,980	0	8,250	248,318
Total Jai Alai Permitholders	\$2,851,351	\$0	\$5,454,270	\$0	\$8,305,621	\$68,029	\$0	\$82,160	\$0	\$150,189	\$8,455,810

Thoroughbred Racing Permitholders

Calder Casino and Race Course	\$1,668,672	\$0	\$7,442,973	\$0	\$9,111,645	\$296,002	\$0	\$2,125,829	\$9,390,087	\$11,811,918	\$20,923,563
Gulfstream Park Thoroughbred After Racing Program	6,486,260	0	6,587,266	0	13,073,526	1,671,711	2,281,192	1,661,153	4,740,558	10,354,614	\$23,428,140
Gulfstream Park Racing and Casino	41,918,253	45,523,472	35,437,633	111,352,401	234,231,759	10,202,150	3,483,982	4,865,494	10,580,313	29,131,939	263,363,698
Tampa Bay Downs, Inc.	14,292,275	3,278,301	17,481,452	37,234,510	72,286,538	1,753,024	245,484	1,801,365	2,186,363	5,986,236	78,272,774
Tropical Park, LLC.	7,188,018	0	7,425,929	0	14,613,947	1,844,243	2,586,379	1,656,485	8,786,279	14,873,386	29,487,333
Total Thoroughbred Permitholders	\$71,553,478	\$48,801,773	\$74,375,253	\$148,586,911	\$343,317,415	\$15,767,130	\$8,597,037	\$12,110,326	\$35,683,600	\$72,158,093	\$415,475,508

Harness Racing Permitholders

Isle Casino and Racing at Pompano Park	\$2,192,961	\$8,760,221	\$1,380,162	\$25,860,543	\$38,193,887	\$0	\$0	\$0	\$0	\$0	\$38,193,887
--	-------------	-------------	-------------	--------------	--------------	-----	-----	-----	-----	-----	--------------

Quarter Horse Racing Permitholders

Gretna Racing, LLC, d/b/a Creek Entertainment Gretna	\$346	\$0	\$0	\$0	\$346	\$0	\$0	\$0	\$0	\$0	\$346
Hamilton Downs	0	0	0	0	0	0	0	0	0	0	0
Ocala Breeders' Sales Company, Inc.	26,126	0	0	0	26,126	0	0	0	0	0	26,126
South Florida Racing Association, LLC (Hialeah Park)	1,563	0	0	0	1,563	0	0	0	0	0	1,563
South Marion Real Estate Holdings, LLC (Oxford Downs)	10,563	0	0	0	10,563	0	0	0	0	0	10,563
Tampa Bay Downs, Inc.	257	0	0	0	257	0	0	0	0	0	257
Total Quarter Horse Permitholders	\$38,855	\$0	\$0	\$0	\$38,855	\$0	\$0	\$0	\$0	\$0	\$38,855

TOTAL FOR ALL PERMITHOLDERS

	\$135,278,167	\$59,677,482	\$173,455,910	\$199,234,975	\$567,646,534	\$21,301,636	\$8,710,498	\$19,213,868	\$36,885,167	\$86,111,169	\$653,757,703
--	---------------	--------------	---------------	---------------	---------------	--------------	-------------	--------------	--------------	--------------	---------------

(A) Formerly known as H & T Gaming, Inc., d/b/a Mardi Gras Gaming

(B) Formerly known as Hartman and Tyner, Inc., d/b/a Mardi Gras Gaming

TOTAL INTERTRACK WAGERING HANDLE BY GUEST

Fiscal Year 2018/2019

HOST PERMITHOLDER

GUEST PERMITHOLDER	831 FEDERAL HIGHWAY ACQUISITION HOLDING, LLC							
	DAYTONA	DERBY LANE	JACKSONVILLE	LICENSE ACQUISITIONS	NAPLES-FT. MYERS	ORANGE PARK	PALM BEACH	
Greyhound Permitholders								
Daytona Beach Kennel Club and Poker Room	\$0	\$346,754	\$0	\$0	\$44,237	\$100,398	\$264,661	\$506,863
St. Petersburg Kennel Club, Inc., d/b/a Derby Lane	1,521,951	0	0	678,067	777,256	289,067	1,223,182	1,889,630
Washington County Kennel Club, Inc., d/b/a Ebro Greyhound Park	0	623,774	0	149,156	185,087	0	306,394	497,218
831 Federal Highway Acquisition Holding, LLC ^(A)	2,386,694	363,972	0	332,688	430,758	172,222	514,785	745,300
Jacksonville Kennel Club, Inc., d/b/a Bestbet Jacksonville	1,446,258	556,120	0	729,777	413,209	174,129	1,027,614	975,110
License Acquisitions, LLC, d/b/a Palm Beach Greyhound Racing	47,810	61,971	0	542,548	0	0	98,108	0
831 Federal Highway Acquisition, LLC (The Big Easy Casino) ^(B)	836,699	140,499	0	0	0	100,221	0	323,528
Melbourne Greyhound Park	534,217	213,568	0	112,394	208,279	63,811	168,303	632,980
Naples-Ft. Myers Greyhound Track	703,309	570,010	0	175,626	409,753	0	310,596	1,017,150
Orange Park Kennel Club, Inc., d/b/a Bestbet Orange Park	2,883,529	1,067,620	0	0	817,413	304,959	0	1,954,831
Investment Corporation of Palm Beach, d/b/a Palm Beach Kennel Club	553,375	733,564	0	0	0	266,699	769,131	0
Penn-Sanford, LLC, d/b/a Sanford Orlando Kennel Club	0	0	0	513,945	691,025	15,737	294,549	615,415
Pensacola Greyhound Track	318,944	0	0	593,870	381,906	120,490	792,566	868,919
SOKC, LLC, d/b/a Sanford Orlando Kennel Club	2,005,944	868,550	0	0	93,428	214,297	430,278	1,105,970
Sarasota Kennel Club	931,850	782,809	3,176	262,865	420,500	118,811	353,390	1,028,098
TBDG Acquisition, LLC, d/b/a Tampa Greyhound Track	464,619	1,610,784	0	484,072	596,042	280,474	814,101	1,576,958
West Volusia Racing, Inc., d/b/a Orange City Racing and Card Club	263,615	0	0	269,509	251,641	6,926	177,679	278,904
Total Greyhound Permitholders	\$14,898,814	\$7,939,995	\$3,176	\$4,844,517	\$5,720,534	\$2,228,241	\$7,545,337	\$14,016,874
Jai Alai Permitholders								
Dania Jai Alai	\$433,517	\$89,309	\$0	\$0	\$0	\$58,118	\$70,038	\$200,980
Dania Entertainment Center, LLC, d/b/a Dania Summer Jai Alai	207,016	46,165	0	101,117	99,708	2,488	129,392	63,892
Fronton Holdings, LLC, d/b/a Ft. Pierce Jai Alai & Poker	82,914	163,109	0	113,258	205,643	98,717	142,521	602,786
West Flagler Associates d/b/a Magic City Jai Alai	0	0	0	354,138	496,324	0	53,753	77,015
OBS Real Estate Holdings, LLC, d/b/a Ocala Gainesville Poker and Jai Alai	74,935	162,138	0	80,869	104,906	49,415	129,973	263,021
RB Jai Alai, LLC, d/b/a Orlando Events	0	0	0	0	0	0	0	0
Summer Jai Alai Partnership	1,371,892	411,747	0	0	64,064	265,014	483,619	1,195,233
Total Jai Alai Permitholders	\$2,170,274	\$872,468	\$0	\$649,382	\$970,645	\$473,752	\$1,009,296	\$2,402,927
Thoroughbred Permitholders								
Calder Casino and Race Course	\$0	\$0	\$0	\$0	\$0	\$0	\$0	\$0
Gulfstream Park Racing and Casino	0	0	0	0	0	0	0	0
Tampa Bay Downs, Inc.	0	768,211	0	142,193	201,307	0	267,757	594,673
Total Thoroughbred Permitholders	\$0	\$768,211	\$0	\$142,193	\$201,307	\$0	\$267,757	\$594,673
Harness Permitholders								
Isle Casino and Racing at Pompano Park	\$0	\$0	\$0	\$314,931	\$389,779	\$127,639	\$470,013	\$1,046,616
Quarter Horse Permitholders								
Gretna Racing, LLC, d/b/a Creek Entertainment Gretna	\$195,357	\$463,042	\$0	\$316,307	\$212,191	\$166,578	\$486,923	\$586,460
Ocala Breeders' Sales Company, Inc.	56,761	169,262	0	49,549	104,526	0	69,496	295,395
South Florida Racing Association, LLC (Hialeah Park)	0	0	0	0	0	0	0	0
South Marion Real Estate Holdings, LLC (Oxford Downs)	88,251	189,818	0	82,913	127,787	0	97,664	321,192
Total Quarter Horse Permitholders	\$340,369	\$822,122	\$0	\$448,769	\$444,504	\$166,578	\$654,083	\$1,203,047
TOTAL FOR ALL PERMITHOLDERS	\$17,409,457	\$10,402,796	\$3,176	\$6,399,792	\$7,726,769	\$2,996,210	\$9,946,486	\$19,264,137

CONTINUED ON NEXT PAGE

Note: Figures above include handle from charity/scholarship performances.

(A) Formerly known as H & T Gaming, Inc., d/b/a Mardi Gras Gaming

(B) Formerly known as Hartman and Tyner, Inc., d/b/a Mardi Gras Gaming

TOTAL INTERTRACK WAGERING HANDLE BY GUEST

Fiscal Year 2018/2019

HOST PERMITHOLDER

GUEST PERMITHOLDER	HOST PERMITHOLDER											
	PENN SANFORD	SOKC, LLC	SARASOTA	ST. JOHNS	TAMPA GREYHOUND	WEST VOLUSIA RACING	CALDER JAI ALAI	DANIA	DANIA SUMMER	MAGIC CITY	MIAMI	
Greyhound Permitholders												
Daytona Beach Kennel Club and Poker Room	\$287,163	\$265,412	\$83,079	\$254,334	\$0	\$0	\$1,956	\$101,717	\$56,766	\$0	\$3,926	
St. Petersburg Kennel Club, Inc., d/b/a Derby Lane	568,210	755,086	223,475	856,412	0	1,477,261	225	213,826	147,856	41,548	203	
Washington County Kennel Club, Inc., d/b/a Ebro Greyhound Park	0	0	109,163	296,003	586,218	0	0	34,110	16,154	0	0	
831 Federal Highway Acquisition Holding, LLC ^(A)	438,772	398,192	148,355	169,468	502,664	2,579,740	0	68,013	81,391	29,417	0	
Jacksonville Kennel Club, Inc., d/b/a Bestbet Jacksonville	377,782	402,641	158,187	879,068	593,790	1,546,212	0	0	0	55,353	16,297	
License Acquisitions, LLC, d/b/a Palm Beach Greyhound Racing	334,981	53,288	0	0	418,991	297,693	0	0	32,208	64,987	0	
831 Federal Highway Acquisition, LLC (The Big Easy Casino) ^(B)	98,784	167,069	123,845	282,262	88,662	493,674	0	48,801	0	0	0	
Melbourne Greyhound Park	181,810	175,665	66,844	153,158	248,068	518,429	0	252,830	179,184	134,136	38,732	
Naples-Ft. Myers Greyhound Track	292,057	289,082	108,381	293,726	607,795	577,140	563	63,077	30,158	37,637	0	
Orange Park Kennel Club, Inc., d/b/a Bestbet Orange Park	714,580	780,851	227,943	0	1,143,277	2,803,178	0	0	0	72,365	21,386	
Investment Corporation of Palm Beach, d/b/a Palm Beach Kennel Club	268,068	563,009	172,702	698,291	434,657	287,995	0	156,452	79,334	8,598	14,504	
Penn-Sanford, LLC, d/b/a Sanford Orlando Kennel Club	0	0	24,459	201,392	926,945	2,124,990	0	0	0	0	0	
Pensacola Greyhound Track	530,096	494,225	135,133	688,134	0	324,245	0	41,084	26,653	0	2,835	
SOKC, LLC, d/b/a Sanford Orlando Kennel Club	0	0	167,887	427,795	0	0	0	0	0	0	0	
Sarasota Kennel Club	252,348	248,238	0	341,877	906,217	868,650	0	0	0	0	0	
TBDG Acquisition, LLC, d/b/a Tampa Greyhound Track	583,016	654,706	227,260	686,736	1,701,525	385,097	0	190,315	121,889	104,830	29,721	
West Volusia Racing, Inc., d/b/a Orange City Racing and Card Club	249,566	285,626	10,515	108,689	367,059	250,836	2,187	126,629	129,778	24,463	8,111	
Total Greyhound Permitholders	\$5,177,233	\$5,533,090	\$1,987,228	\$6,337,345	\$8,525,868	\$14,535,140	\$4,931	\$1,296,854	\$901,371	\$573,334	\$135,715	
Jai Alai Permitholders												
Dania Jai Alai	\$0	\$1,688	\$45,677	\$168,020	\$57,535	\$190,722	\$0	\$0	\$0	\$0	\$10,306	
Dania Entertainment Center, LLC, d/b/a Dania Summer Jai Alai	0	20,113	2,506	0	109,974	323,824	1,520	0	0	51,540	0	
Fronton Holdings, LLC, d/b/a Ft. Pierce Jai Alai & Poker	0	0	0	132,976	219,024	110,244	0	187,661	132,972	0	11,703	
West Flagler Associates d/b/a Magic City Jai Alai	144,015	0	0	0	295,237	865,742	0	0	41,925	0	0	
OBS Real Estate Holdings, LLC, d/b/a Ocala Gainesville Poker and Jai Alai	127,924	136,976	0	117,785	224,665	66,354	0	153,334	95,753	0	17,761	
RB Jai Alai, LLC, d/b/a Orlando Events	0	0	0	0	0	0	0	83,408	102,529	200,374	8,711	
Summer Jai Alai Partnership	65,259	215,440	81,304	488,058	177,788	499,393	883	271,633	124,075	0	0	
Total Jai Alai Permitholders	\$337,198	\$374,217	\$129,487	\$906,839	\$1,084,223	\$2,056,279	\$2,403	\$696,036	\$497,254	\$251,914	\$48,481	
Thoroughbred Permitholders												
Calder Casino and Race Course	\$0	\$0	\$0	\$0	\$0	\$0	\$0	\$0	\$0	\$0	\$0	
Gulfstream Park Racing and Casino	0	0	0	0	0	0	0	0	0	0	0	
Tampa Bay Downs, Inc.	175,719	242,054	0	248,619	806,289	0	0	127,654	78,379	52,335	18,369	
Total Thoroughbred Permitholders	\$175,719	\$242,054	\$0	\$248,619	\$806,289	\$0	\$0	\$127,654	\$78,379	\$52,335	\$18,369	
Harness Permitholders												
Isle Casino and Racing at Pompano Park	\$0	\$0	\$0	\$391,228	\$0	\$0	\$1,879	\$284,741	\$196,805	\$0	\$0	
Quarter Horse Permitholders												
Gretna Racing, LLC, d/b/a Creek Entertainment Gretna	\$229,952	\$288,520	\$0	\$528,631	\$392,123	\$194,975	\$0	\$33,990	\$22,656	\$0	\$0	
Ocala Breeders' Sales Company, Inc.	0	0	0	67,578	179,438	63,486	0	73,051	51,482	0	6,700	
South Florida Racing Association, LLC (Hialeah Park)	0	0	0	0	0	0	0	0	0	0	0	
South Marion Real Estate Holdings, LLC (Oxford Downs)	0	0	0	83,152	141,286	90,675	0	0	0	0	0	
Total Quarter Horse Permitholders	\$229,952	\$288,520	\$0	\$679,361	\$712,847	\$349,136	\$0	\$107,041	\$74,138	\$0	\$6,700	
TOTAL FOR ALL PERMITHOLDERS	\$5,920,102	\$6,437,881	\$2,116,715	\$8,563,392	\$11,129,227	\$16,940,555	\$9,213	\$2,512,326	\$1,747,947	\$877,583	\$209,265	

CONTINUED FROM PREVIOUS PAGE

CONTINUED ON NEXT PAGE

Note: Figures above include handle from charity/scholarship performances.

(A) Formerly known as H & T Gaming, Inc., d/b/a Mardi Gras Gaming

(B) Formerly known as Hartman and Tyner, Inc., d/b/a Mardi Gras Gaming

TOTAL INTERTRACK WAGERING HANDLE BY GUEST

Fiscal Year 2018/2019	HOST PERMITHOLDER							TOTAL	
	GUEST PERMITHOLDER	SUMMER	CALDER	GULFSTREAM PARK	GULFSTREAM PARK AFTER RACING PROGRAM	TAMPA BAY DOWNS	TROPICAL PARK		POMPANO PARK
Greyhound Permiholders									
Daytona Beach Kennel Club and Poker Room		\$0	\$135,406	\$3,754,616	\$133,821	\$1,076,708	\$548,911	\$1,195,495	\$9,162,223
St. Petersburg Kennel Club, Inc., d/b/a Derby Lane	6,410	581,619	6,866,716	556,629	2,434,335	808,834	1,473,609		23,391,407
Washington County Kennel Club, Inc., d/b/a Ebro Greyhound Park	0	126,317	1,341,726	179,713	269,432	227,324	0		4,947,789
831 Federal Highway Acquisition Holding, LLC ^(A)	5,116	13,008	970,751	17,580	368,361	152,605	1,285,793		12,175,645
Jacksonville Kennel Club, Inc., d/b/a Bestbet Jacksonville	14,274	331,004	4,215,219	290,147	1,482,077	436,231	838,800		16,959,299
License Acquisitions, LLC, d/b/a Palm Beach Greyhound Racing	0	0	5,122,197	1,809,917	1,911,752	722,276	1,132,642		12,651,369
831 Federal Highway Acquisition, LLC (The Big Easy Casino) ^(B)	0	0	329,434	0	121,110	0	400,410		3,554,998
Melbourne Greyhound Park	24,653	454,020	5,625,911	484,584	1,822,553	708,347	932,186		13,934,662
Naples-Ft. Myers Greyhound Track	23,275	1,038,406	12,128,364	741,602	3,543,819	1,076,411	1,336,903		25,374,840
Orange Park Kennel Club, Inc., d/b/a Bestbet Orange Park	15,692	412,749	4,741,860	414,859	1,637,633	603,411	91,556		20,709,692
Investment Corporation of Palm Beach, d/b/a Palm Beach Kennel Club	16,409	2,032,597	20,510,996	0	6,091,403	1,737,640	3,184,316		38,579,740
Penn-Sanford, LLC, d/b/a Sanford Orlando Kennel Club	0	679,432	4,148,490	790,807	1,657,118	239,358	1,226,223		14,149,885
Pensacola Greyhound Track	0	175,487	744,187	208,170	238,061	299,501	0		6,984,506
SOKC, LLC, d/b/a Sanford Orlando Kennel Club	0	0	7,620,260	0	2,106,722	1,185,003	1,521,276		17,747,410
Sarasota Kennel Club	0	581,441	6,691,495	518,348	2,306,708	899,419	1,270,712		18,786,952
TBDG Acquisition, LLC, d/b/a Tampa Greyhound Track	20,607	431,207	6,425,017	469,025	2,657,705	657,991	1,716,334		22,890,031
West Volusia Racing, Inc., d/b/a Orange City Racing and Card Club	5,400	328,745	3,300,570	333,163	1,014,644	281,877	1,092,110		9,168,242
Total Greyhound Permiholders	\$131,836	\$7,321,438	\$94,537,809	\$6,948,365	\$30,740,141	\$10,585,139	\$18,698,365		\$271,168,690
Jai Alai Permiholders									
Dania Jai Alai	\$5,842	\$151,558	\$2,172,903	\$0	\$482,690	\$0	\$355,324		\$4,494,227
Dania Entertainment Center, LLC, d/b/a Dania Summer Jai Alai	1,710	68,092	1,258,050	295,254	350,106	359,700	290,342		3,782,509
Fronton Holdings, LLC, d/b/a Ft. Pierce Jai Alai & Poker	0	204,170	2,852,545	231,889	775,110	385,251	923		6,653,416
West Flagler Associates d/b/a Magic City Jai Alai	0	96,424	843,095	430,018	142,538	164,794	213,318		4,218,336
OBS Real Estate Holdings, LLC, d/b/a Ocala Gainesville Poker and Jai Alai	0	107,076	1,255,986	123,852	400,522	161,417	231,936		4,086,598
RB Jai Alai, LLC, d/b/a Orlando Events	32,179	439,690	1,583,548	473,005	512,946	134,732	74,136		3,645,258
Summer Jai Alai Partnership	0	276,129	2,825,017	0	570,148	340,338	552,415		10,279,449
Total Jai Alai Permiholders	\$39,731	\$1,343,139	\$12,791,144	\$1,554,018	\$3,234,060	\$1,546,232	\$1,718,394		\$37,159,793
Thoroughbred Permiholders									
Calder Casino and Race Course	\$0	\$0	\$4	\$0	\$0	\$0	\$0		\$4
Gulfstream Park Racing and Casino	0	6,064,304	0	0	14,031,170	0	3,573,276		23,668,750
Tampa Bay Downs, Inc.	8,529	1,238,998	17,782,152	1,097,399	0	1,576,347	2,267,948		27,694,932
Total Thoroughbred Permiholders	\$8,529	\$7,303,302	\$17,782,156	\$1,097,399	\$14,031,170	\$1,576,347	\$5,841,224		\$51,363,686
Harness Permiholders									
Isle Casino and Racing at Pompano Park	\$0	\$1,382,090	\$17,062,390	\$1,455,662	\$4,815,239	\$1,713,000	\$0		\$29,652,012
Quarter Horse Permiholders									
Gretna Racing, LLC, d/b/a Creek Entertainment Gretna	\$0	\$67,877	\$1,314,911	\$89,333	\$267,461	\$138,130	\$371,206		\$6,366,623
Ocala Breeders' Sales Company, Inc.	0	594,961	7,521,607	710,637	2,497,788	950,099	372,018		13,833,834
South Florida Racing Association, LLC (Hialeah Park)	0	764,499	9,251,047	953,462	2,503,900	1,097,393	97,881		14,668,182
South Marion Real Estate Holdings, LLC (Oxford Downs)	0	181,583	1,974,777	180,101	613,931	262,353	141,617		4,577,100
Total Quarter Horse Permiholders	\$0	\$1,608,920	\$20,062,342	\$1,933,533	\$5,883,080	\$2,447,975	\$982,722		\$39,445,739
TOTAL FOR ALL PERMITHOLDERS	\$180,096	\$18,958,889	\$162,235,841	\$12,988,977	\$58,703,690	\$17,868,693	\$27,240,705		\$428,789,920

CONTINUED FROM PREVIOUS PAGE

Note: Figures above include handle from charity/scholarship performances.
 (A) Formerly known as H & T Gaming, Inc., d/b/a Mardi Gras Gaming
 (B) Formerly known as Hartman and Tyner, Inc., d/b/a Mardi Gras Gaming

CHARITY AND SCHOLARSHIP PERFORMANCES

Each permitholder may operate up to five additional days designated as charity or scholarship days during their regular meet. Pursuant to Section 550.0351, Florida Statutes, proceeds from these additional days are paid to approved charities, major state and private institutions of higher learning, community colleges, the Historical Resources Operating Trust Fund, and the Racing Scholarship Trust Fund (Board of Governors' Operations and Maintenance Trust Fund). A list of proposed recipients is submitted annually by the permitholder to the division. A minimum of \$1,762,051 was paid to charitable organizations during Fiscal Year 2018/2019, bringing the total proceeds disbursed since 1985 to \$85,847,375.

RACING SCHOLARSHIP TRUST FUND

The Board of Governors, within the Department of Education, oversees the Board of Governors' Operations and Maintenance Trust Fund and ensures that the referenced contributions are used to provide scholarships to deserving students attending Florida's colleges and universities. A total of \$16,889,509 has been paid to this fund since the program began in 1949.

Racing Scholarship Trust Fund	
Washington County Kennel Club, Inc.	\$625
Total For 2018/2019 Fiscal Year	\$625

ABANDONED WINNING TICKETS

Abandoned pari-mutuel tickets are winning tickets that remain uncashed for a period of one year. The value of greyhound and jai alai abandoned tickets for live on-track races or games escheat to the state. These funds are deposited into the Department of Education's State School Trust Fund for the support and maintenance of Florida's public schools. Since 1957, the total paid into this fund is \$98,573,466. The amount collected from abandoned winning tickets for the State School Trust Fund for this fiscal year is detailed below.

Abandoned Winning Tickets	
Greyhound Permitholders	\$635,850
Jai Alai Permitholders	38,495
Total For 2018/2019 Fiscal Year	\$674,345

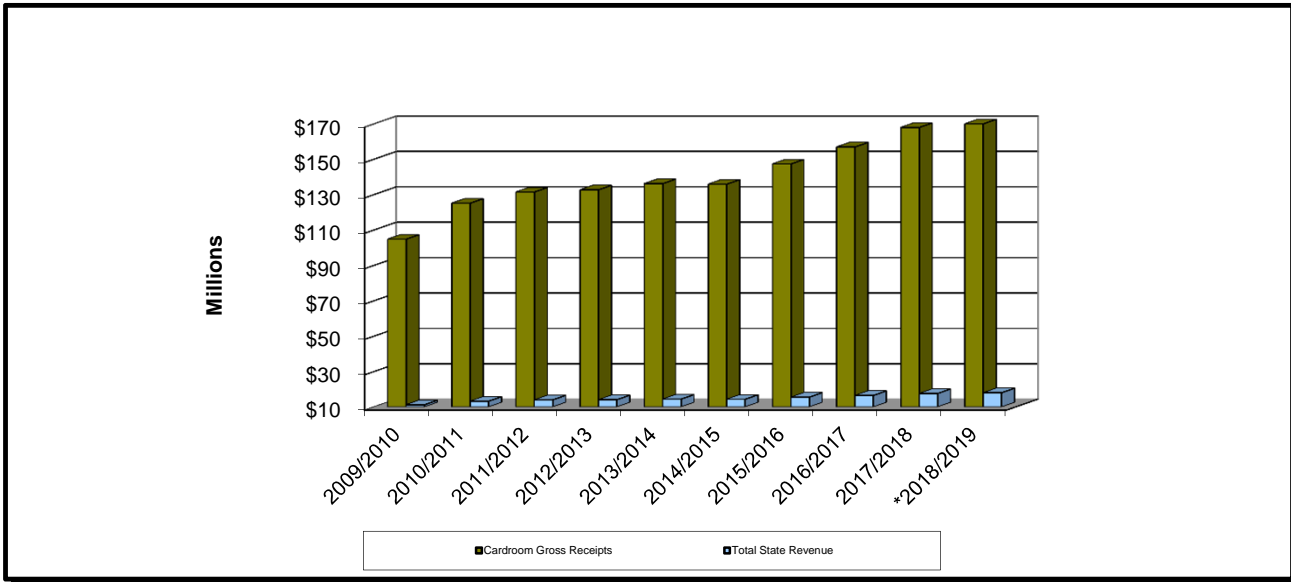
In harness and quarter horse racing, abandoned winning tickets are paid to the respective breeders' associations. Abandoned winning tickets from thoroughbred horse racing are retained by the permitholder.

CARDROOM COMPARATIVE DATA

During Fiscal Year 2018/2019, there were 26 permit holders that obtained a cardroom license. Of those, 25 operated at pari-mutuel facilities located throughout the state. The number of cardroom tables increased from 786 in Fiscal Year 2017/2018, to 824 in Fiscal Year 2018/2019. Cardroom gross receipts increased from \$167,950,581 to \$172,085,233 and the gross receipts tax increased from \$16,795,063 to \$17,208,523 this fiscal year. Table fees increased from \$786,000 to \$824,000 this fiscal year. The overall result was an increase in total state revenue from \$17,581,063 to \$18,032,523 this fiscal year.

Cardroom tax revenue is distributed 50 percent between the Pari-Mutuel Wagering Trust Fund and the General Revenue Fund. In accordance with Section 849.086(13)(h), Florida Statutes, one quarter of the moneys deposited into the Pari-Mutuel Wagering Trust Fund must be distributed to counties and municipalities that approved the cardroom. In October 2019, the division distributed approximately \$2,151,065 to the counties/municipalities from cardroom gross receipts.

CARDROOM GROSS RECEIPTS AND TOTAL STATE REVENUE FISCAL YEARS 2009/2010 THROUGH 2018/2019



CARDROOM GROSS RECEIPTS AND STATE REVENUE SUMMARY

Fiscal Year	Total Cardroom Gross Receipts	Gross Receipts Tax	Table Fees Collected ^(A)	Total State Revenue (Gross Receipts Tax plus Table Fees)	Total State Revenue as a Percent of Gross Receipts
2009/2010	\$104,799,448	\$10,479,945	\$749,000	\$11,228,945	10.71%
2010/2011	\$125,141,080	\$12,514,108	\$718,000	\$13,232,108	10.57%
2011/2012	\$131,447,663	\$13,144,767	\$834,000	\$13,978,767	10.63%
2012/2013	\$132,690,415	\$13,269,045	\$810,000	\$14,079,045	10.61%
2013/2014	\$136,163,616	\$13,615,464	\$788,000	\$14,403,464	10.58%
2014/2015	\$135,888,902	\$13,589,789	\$755,000	\$14,344,789	10.56%
2015/2016	\$147,298,438	\$14,729,654	\$774,000	\$15,503,654	10.53%
2016/2017	\$156,914,074	\$15,692,825	\$805,000	\$16,497,825	10.51%
2017/2018	\$167,950,581	\$16,795,063	\$786,000	\$17,587,063	10.47%
*2018/2019	\$172,085,233	\$17,208,523	\$824,000	\$18,032,523	10.48%

^(A) Beginning 2018/2019 Table Fees Collected are reported as the amount collected during the Fiscal Year instead of the number of approved tables per the permit holders cardroom license.

SLOT COMPARATIVE DATA

During Fiscal Year 2018/2019, the total amount wagered by patrons was \$8,582,397,464. Total net slot revenue was \$574,555,818. As a result, the total taxes paid to the state was \$201,094,536, a four percent increase in total paid slot taxes from the previous fiscal year. A total of \$18 million was collected in annual slot fees, including the Compulsive or Addictive Gambling Prevention Program Fee, per Section 551.118(3), Florida Statutes. For further details, see the Summary of State Revenue From Pari-Mutuel, Cardroom, Slot Activity, and Indian Gaming Compact (page 30) of this report.

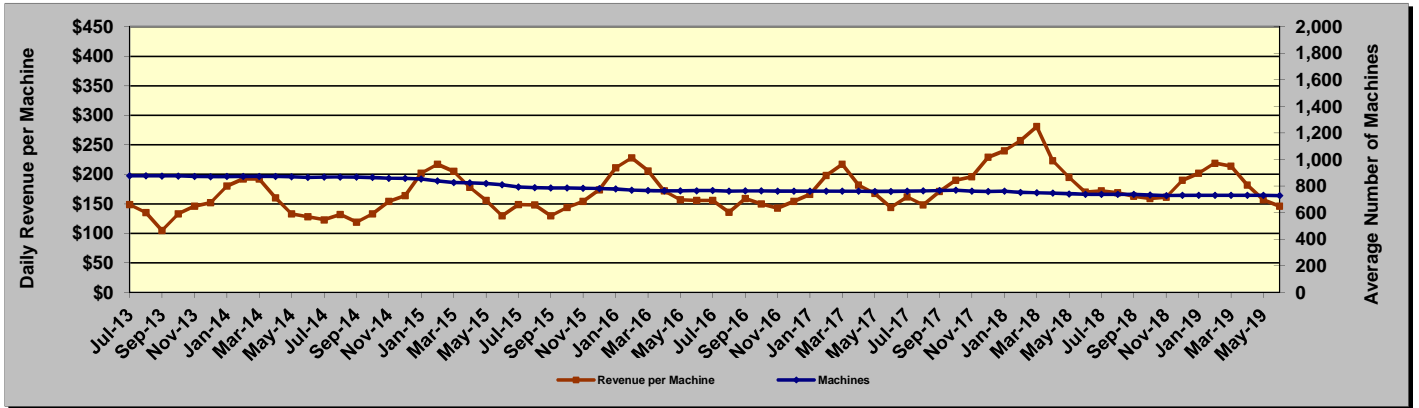
HISTORICAL SLOT FACILITY ACTIVITY		
Fiscal Year	Total Amount Wagered	Total State Revenue
2006/2007	\$1,114,108,466	\$49,620,582
2007/2008	\$3,023,981,126	\$120,560,317
2008/2009	\$2,701,341,778	\$103,895,351
2009/2010	\$3,840,468,455	\$138,125,105
2010/2011	\$5,054,297,731	\$125,063,886
2011/2012	\$6,045,432,393	\$143,962,346
2012/2013	\$6,690,513,855	\$152,532,223
2013/2014	\$7,953,652,039	\$174,024,068
2014/2015	\$7,979,515,007	\$182,584,841
2015/2016	\$8,237,416,807	\$187,977,011
2016/2017	\$8,432,779,498	\$192,239,320
2017/2018	\$8,268,257,753	\$192,876,273
2018/2019	\$8,582,397,464	\$201,094,536

FISCAL YEAR 2018/2019								
	Gulfstream Operations Began 11/15/2006	Big Easy Operations Began 12/28/2006	Pompano Park Operations Began 4/14/2007	West Flagler Operations Began 10/15/2009	Calder Operations Began 1/22/2010	Miami Jai Alai Operations Began 1/23/2012	Hialeah Park Operations Began 8/14/2013	Dania Jai Alai Operations Began 2/20/2014
Average Number of Machines	733	681	1,461	817	1,150	1,013	857	760
Number of Operating Days	365	365	365	365	365	365	365	365
Average Daily Revenue per Machine	\$178	\$121	\$231	\$334	\$220	\$183	\$261	\$118
Amount Wagered	\$725,999,929	\$406,535,435	\$1,413,936,306	\$1,612,576,080	\$1,405,736,158	\$1,020,468,320	\$1,388,093,324	\$609,051,911
Amount Won By Patrons	\$669,059,600	\$371,972,143	\$1,275,693,657	\$1,506,679,171	\$1,283,702,316	\$942,277,669	\$1,298,500,575	\$564,440,394
Promotional Credits	\$9,498,111	\$4,465,549	\$15,162,618	\$6,459,818	\$29,932,359	\$10,605,678	\$8,087,197	\$11,889,624
30-Day Unclaimed Tickets	\$39,788	\$19,895	\$89,189	\$41,111	\$69,833	\$190,549	\$56,877	\$26,935
Winnings Withheld	\$0	\$0	\$0	\$24,692	\$23,036	\$0	\$0	\$2,927
Net Slot Machine Revenue	\$47,482,006	\$30,117,638	\$123,169,220	\$99,502,895	\$92,194,352	\$67,775,523	\$81,562,429	\$32,751,754
State Tax Revenue ⁽¹⁾	\$16,618,702	\$10,541,173	\$43,109,227	\$34,826,013	\$32,268,023	\$23,721,433	\$28,546,850	\$11,463,114
Permitholder Revenue	\$30,863,304	\$19,576,465	\$80,059,993	\$64,676,882	\$59,926,329	\$44,054,090	\$53,015,579	\$21,288,640
Total State Revenue as a Percent of Amount Wagered	2.29%	2.59%	3.05%	2.16%	2.30%	2.32%	2.06%	1.88%

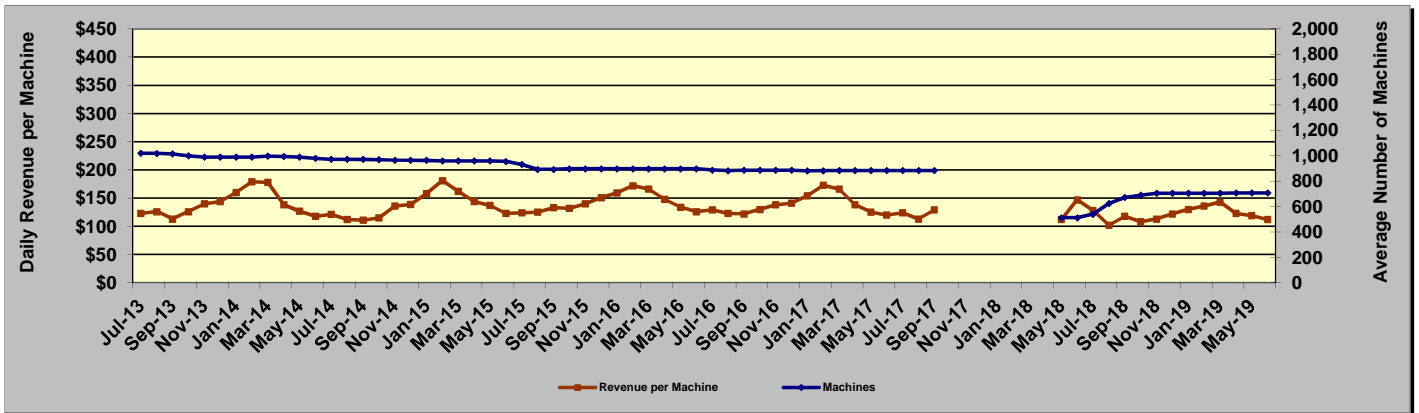
(1) Taxes paid on net slot machine revenue were accounted for by the division, then immediately transferred to the Department of Education's Educational Enhancement Trust Fund.

DAILY REVENUE PER MACHINE COMPARED TO AVERAGE NUMBER OF MACHINES FOR FISCAL YEARS 2013/2014 - 2018/2019

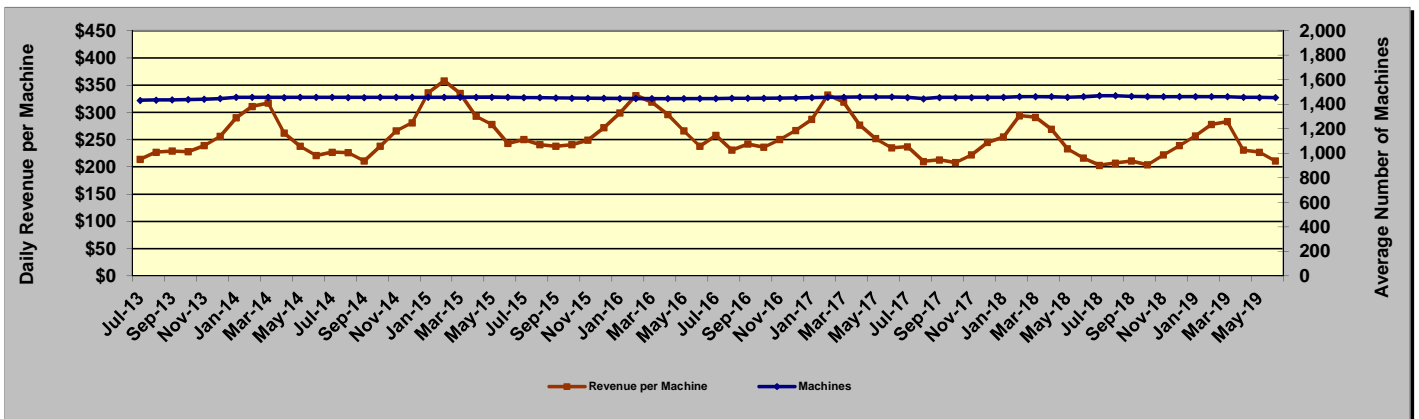
GULFSTREAM PARK RACING AND CASINO



THE BIG EASY CASINO⁽²⁾

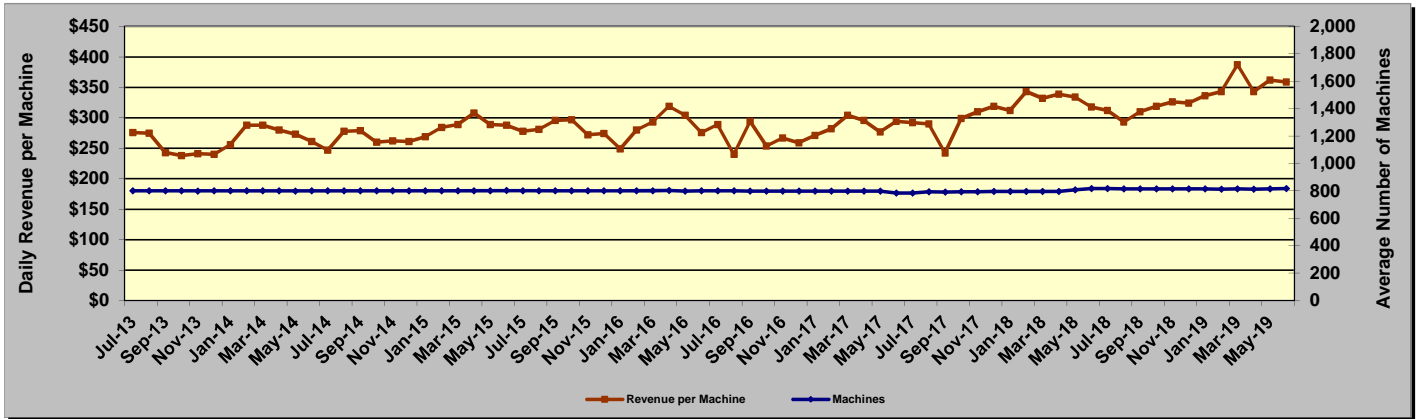


ISLE CASINO AND RACING AT POMPANO PARK

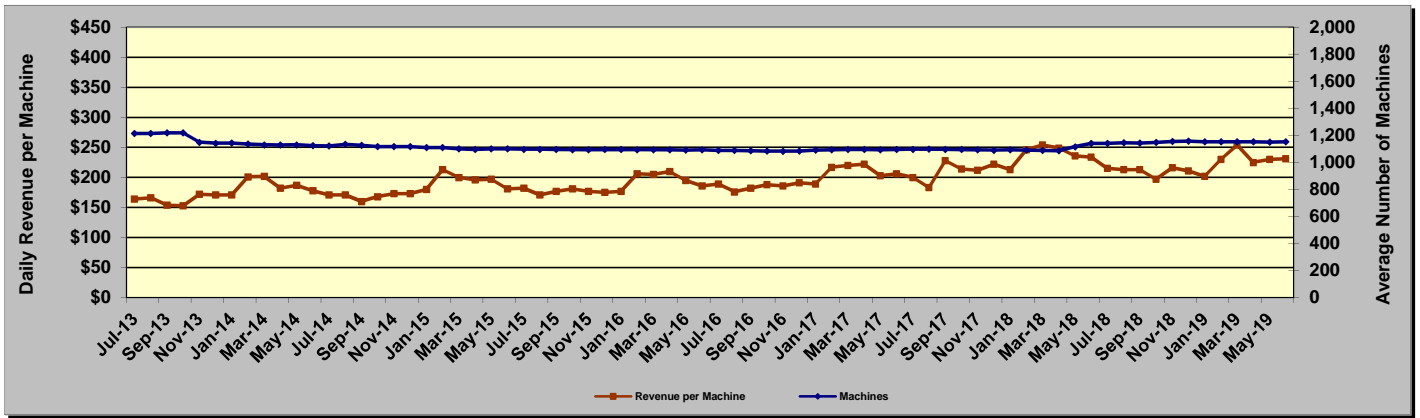


DAILY REVENUE PER MACHINE COMPARED TO AVERAGE NUMBER OF MACHINES FOR FISCAL YEARS 2013/2014 - 2018/2019

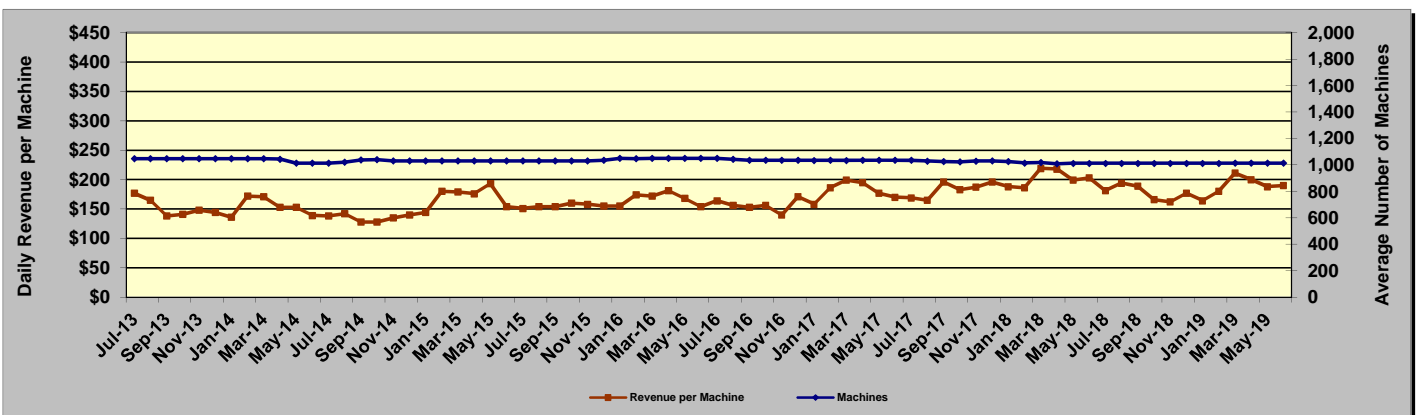
FLAGLER DOG TRACK AND MAGIC CITY CASINO



CALDER CASINO AND RACE COURSE

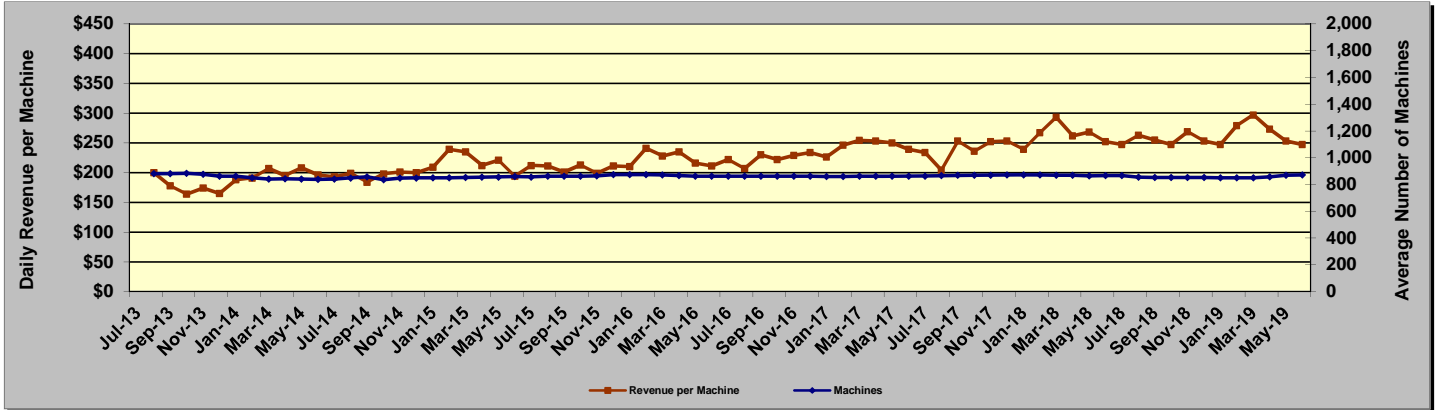


MIAMI CASINO AND JAI ALAI

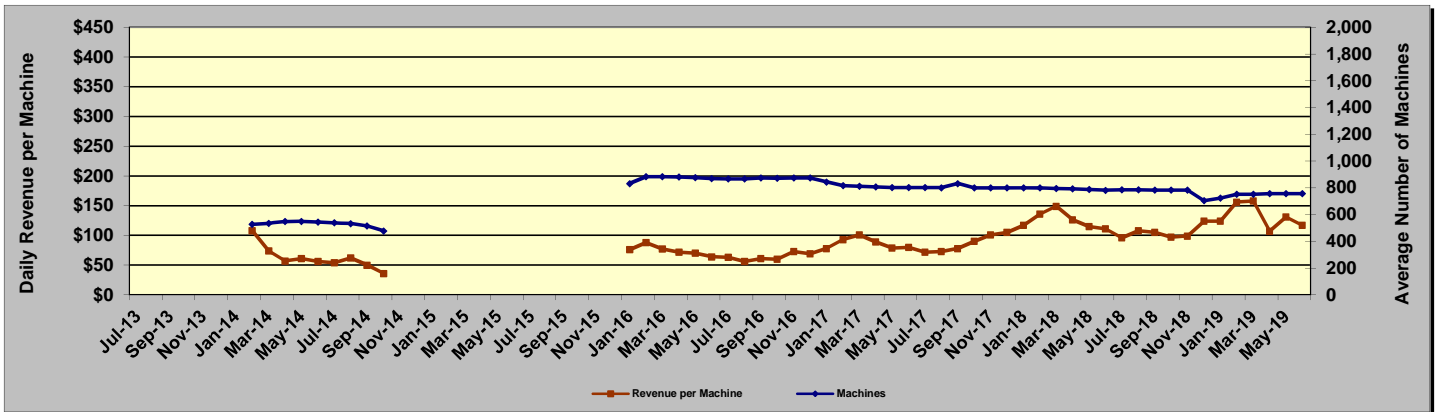


DAILY REVENUE PER MACHINE COMPARED TO AVERAGE NUMBER OF MACHINES FOR FISCAL YEARS 2013/2014 - 2018/2019

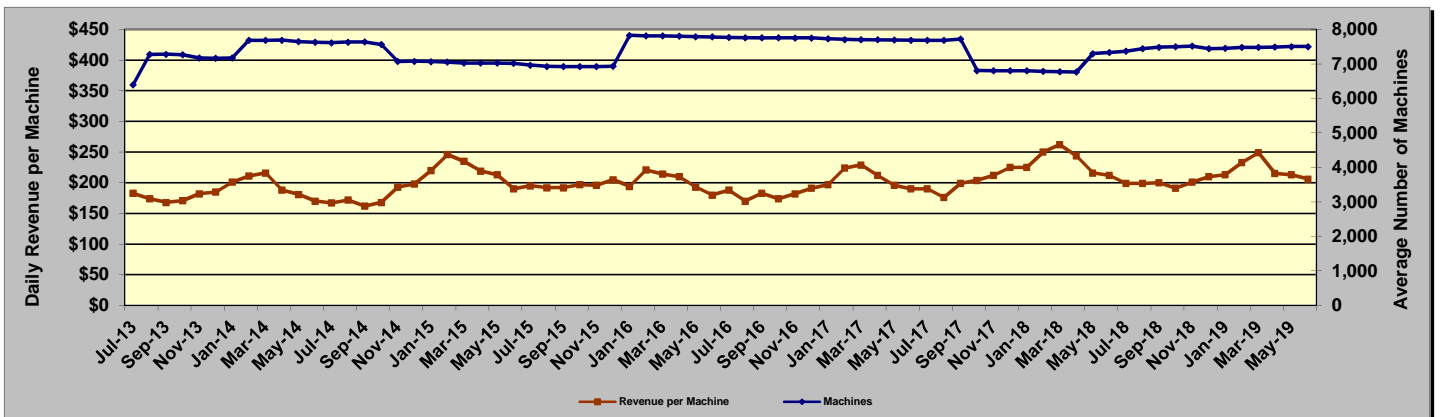
HIALEAH PARK RACING AND CASINO



CASINO AT DANIA BEACH⁽¹⁾




ALL FACILITIES COMBINED




(1) The Casino at Dania Beach did not operate slots October 13, 2014 through January 12, 2016.
 (2) The Big Easy Casino closed due to Hurricane Irma September 7, 2017, and reopened May 14, 2018 under new ownership.

DATA BY PERMITHOLDER/FACILITY



GREYHOUND PERMITHOLDERS



Florida has 18 permitholders that operated at 11 tracks throughout the state. A total of 2,570 completed performances, including charity and scholarship performances, were conducted during this past fiscal year, a decrease of approximately 24.3 percent from the previous year.

During Fiscal Year 2018/2019, handle wagered on live greyhound performances decreased by approximately 17.3 percent. Intertrack handle wagered on broadcasts of live Florida greyhound performances decreased by approximately 11.5 percent. Simulcast handle wagered on broadcasts of performances from outside the state decreased by approximately 57.3 percent. Intertrack simulcast handle wagered on broadcast of performances from outside the state increased by approximately 52.2 percent. Overall, there was a decrease in total handle by approximately 9.6 percent for the Florida greyhound industry.

Total paid attendance decreased by approximately 46.8 percent from the prior year. The division reports only paid attendance and does not include free admissions or complimentary passes in its data. Total greyhound revenue to the state decreased by approximately 3.6 percent during Fiscal Year 2018/2019. The greyhound industry accounted for approximately 19 percent of Florida's total pari-mutuel revenue and 29.31 percent of total handle from pari-mutuel performances.

Greyhound permitholders reported paying a total of \$19,265,237 in purses during Fiscal Year 2018/2019. For more detail on purses paid, please refer to the information below by permitholder. The division was able to confirm reported purse amounts from the weekly purse reports submitted in accordance with Rule 61D-8.006, Florida Administrative Code.

All of Florida's greyhound permitholders actively sponsor greyhound adoption programs. Many of the state's greyhound tracks provide for on-site adoption booths, animal welfare, funding, advertising, special events and public information. Section 550.1647, Florida Statutes, provides a greyhound permitholder with credits in an amount equal to the uncashed pari-mutuel tickets remitted in the prior state fiscal year to the state, which is applied against any taxes imposed the next fiscal year. Additionally, Section 550.1647, Florida Statutes, requires each permitholder to pay an amount not less than 10 percent of the credit provided by this section to any bona fide organization that promotes or encourages the adoption of greyhounds. During Fiscal Year 2018/2019, total contributions provided to greyhound adoption units amounted to \$148,181; which met or exceeded the minimum statutory requirement.

Total Live Performances (Complete and counted toward a full schedule) ⁽¹⁾	2,570	Number of Races	34,759
(1) Performances where eight or more races were held.			
Total Live Performances (Actual)	2,585	Total Paid Attendance	126,403
Total Racing Days	1,826	Total Admission Tax	\$2,570

Permitholder	County	Meet Period	Live Performances (Complete and counted toward full schedule)	Live Performances (Actual)	Racing Days	Number of Races	Purses Paid	Paid Attendance	Total Admission Tax
831 Federal Highway Acquisition, LLC (The Big Easy Casino) 831 North Federal Highway Hallandale Beach, FL 33009-2410	Broward	12/1/2018 to 2/16/2019	0	0	0	0	\$0	0	\$0
831 Federal Highway Acquisition Holding, LLC (The Big Easy Casino) 831 North Federal Highway Hallandale Beach, FL 33009-2410	Dade	2/18/2019 to 5/4/2019 at 831 Federal Highway Acquisition, LLC	0	0	0	0	\$0	0	\$0
Daytona Beach Kennel Club, Inc. 960 South Williamson Boulevard Daytona Beach, FL 32114-7247	Volusia	1/1/2019 to 6/29/2019	206	206	154	3,076	\$1,126,013	0	\$0
Derby Lane (St. Petersburg Kennel Club, Inc.) 10490 Gandy Boulevard St. Petersburg, FL 33702-2395	Pinellas	1/2/2019 to 6/29/2019	182	182	129	2,720	\$1,959,411	0	\$0
Ebro Greyhound Park (Washington County Kennel Club, Inc.) 6558 Dog Track Road Ebro, FL 32437	Washington	7/1/2018 to 9/29/2018 and 5/4/2019 to 6/29/2019	169	174	87	1,387	\$469,317	5,494	\$0
Jacksonville Kennel Club, Inc. (Jacksonville Greyhound Racing, Inc.) 201 Monument Road Jacksonville, FL 32225-8106	Duval	7/1/2018 to 9/30/2018 at Orange Park	105	105	79	1,575	\$1,038,145	0	\$0
License Acquisitions, LLC (Palm Beach Greyhound Racing) 1111 North Congress Avenue West Palm Beach, FL 33409-6317	Palm Beach	7/1/2018 to 9/30/2018 and 6/16/2019 to 6/30/2019 at Palm Beach	122	122	92	1,830	\$1,077,142	0	\$0

Permitholder	County	Meet Period	Live Performances (Complete and counted toward full schedule)	Live Performances (Actual)	Racing Days	Number of Races	Purses Paid	Paid Attendance	Total Admission Tax
Melbourne Greyhound Park, LLC 1100 North Wickham Road Melbourne, FL 32935-8941	Brevard	1/1/2019 to 4/13/2019	0	0	0	0	\$0	0	\$0
Naples - Ft. Myers Greyhound Track (Southwest Florida Enterprises, Inc.) 10601 Bonita Beach Road Bonita Springs, FL 34135-5620	Lee	12/23/2018 to 5/4/2019	205	206	130	1,943	\$1,892,028	107,790	\$2,376
Orange Park Kennel Club, Inc. (Jacksonville Greyhound Racing, Inc.) 455 Park Avenue Orange Park, FL 32073-3101	Clay	10/1/2018 to 11/25/2018 and 4/1/2019 to 6/30/2019	167	167	124	2,505	\$1,614,046	0	\$0
Palm Beach Kennel Club (Investment Corporation of Palm Beach) 1111 North Congress Avenue West Palm Beach, FL 33409-6317	Palm Beach	10/1/2018 to 6/15/2019	295	295	221	4,420	\$2,843,602	0	\$0
Penn Sanford, LLC (Sanford-Orlando Kennel Club) 301 Dog Track Road Longwood, FL 32750-6558	Seminole	7/2/2018 to 12/31/2018	170	170	118	2,320	\$780,911	5,540	\$32
Pensacola Greyhound Racing, LLP 951 Dog Track Road Pensacola, FL 32506-8236	Escambia	7/1/2018 to 9/30/2018 and 1/16/2019 to 6/30/2019	62	63	59	564	\$376,476	0	\$0
SOKC, LLC (Sanford-Orlando Kennel Club) 301 Dog Track Road Longwood, FL 32750-6558	Seminole	1/2/2019 to 6/29/2019	173	180	128	2,346	\$818,431	7,579	\$162
Sarasota Kennel Club, Inc. 5400 Bradenton Road Sarasota, FL 34234-2999	Sarasota	12/14/2018 to 5/4/2019	161	162	118	1,926	\$728,393	0	\$0
St. Johns Greyhound Park, a/k/a Bayard Raceways, Inc. (Jacksonville Greyhound Racing, Inc.) 6322 Racetrack Road St. Johns, FL 32259-2107	St. Johns	11/26/2018 to 3/31/2019 at Orange Park	144	144	108	2,160	\$1,433,841	0	\$0
Tampa Greyhound Track (TBDG Acquisiton, LLC) 755 East Waters Avenue Tampa, FL 33604-3107	Hillsborough	7/2/2018 to 12/31/2018 at Derby Lane	207	207	129	2,958	\$2,036,400	0	\$0
West Volusia Racing, Inc. 882-4 Saxon Boulevard Orange City, FL 32763	Volusia	7/2/2018 to 12/31/2018 at Daytona	202	202	150	3,029	\$1,071,081	0	\$0



JAI ALAI PERMITHOLDERS



Florida was the first state in the nation to conduct jai alai performances, with the first fronton being built in 1926. There were 10 jai alai permitholders operating at eight frontons throughout Florida. Florida is now the only state where pari-mutuel wagering on live jai alai games is conducted. A total of 840 completed performances, including charity and scholarship performances, were conducted during this past fiscal year, an increase of approximately 39.8 percent from the previous fiscal year.

During Fiscal Year 2018/2019, handle wagered on live jai alai performances decreased by approximately 19.9 percent. Intertrack handle wagered on broadcasts of live Florida jai alai performances decreased by approximately 11.6 percent. Total handle decreased by approximately 14.7 percent for the Florida jai alai industry.

Total jai alai revenue to the state increased by approximately 26.7 percent during Fiscal Year 2018/2019. The jai alai industry accounted for approximately four percent of Florida's total pari-mutuel revenue and 1.29 percent of total handle from pari-mutuel performances.

Permitholders reported paying a total of \$3,377,720 in players' awards. For more detail on players' awards paid, please refer to the information below by permitholder.

There was minimal change in paid attendance from the prior year. The division reports only paid attendance and does not include free admissions or complimentary passes in its data.

Total Live Performances (Complete and counted toward a full schedule) ⁽¹⁾	840	Number of Games	7,752
<small>(1) Performances where eight or more races were held.</small>			
Total Live Performances (Actual)	840	Total Paid Attendance	0
Total Gaming Days	413	Total Admission Tax	\$0

Permitholder	County	Meet Period	Live Performances (Complete and counted toward full schedule)	Live Performances (Actual)	Gaming Days	Number of Games	Players' Awards Paid	Paid Attendance	Total Admission Tax
Calder Jai Alai (Calder Race Course, Inc.) 21001 N.W. 27th Avenue Miami Gardens, FL 33056-1461	Dade	5/22/2019 to 6/30/2019	88	88	30	704	\$125,839	0	\$0
Dania Jai Alai (Dania Entertainment Center, LLC) 301 East Dania Beach Boulevard Dania Beach, FL 33004-3016	Broward	11/1/2018 to 4/14/2019	150	150	107	1,792	\$1,452,126	0	\$0
Dania Summer Jai Alai (Dania Entertainment Center, LLC) 301 East Dania Beach Boulevard Dania Beach, FL 33004-3016	Broward	9/15/2018 to 10/31/2018 and 5/1/2019 to 6/30/2019 at Dania	110	110	78	1,320	\$357,510	0	\$0
Ft. Pierce Jai Alai (Fronton Holdings, LLC) 1750 South Kings Highway Ft. Pierce, FL 34945-3099	St. Lucie	6/1/2019 to 6/28/2019	40	40	20	320	\$153,026	0	\$0
Kings Key Court, LLC 355 East Palm Drive Florida City, FL 33034	Dade	6/25/2019 to 6/28/2019	4	4	4	32	\$96,323	0	\$0
Magic City Jai Alai (West Flagler Associates, Ltd.) 401 N.W. 38th Court Miami, FL 33126-5638	Dade	7/1/2018 to 10/19/2018	155	155	78	1,240	\$406,980	0	\$0
Miami Jai Alai (Casino Miami, LLC) 3500 N.W. 37th Avenue Miami, FL 33142-4923	Dade	12/1/2018 to 1/22/2019	155	155	52	1,240	\$440,197	0	\$0
Ocala Gainesville Poker and Jai Alai (OBS Real Estate Holdings, LLC) 4601 West Highway 318 Citra, FL 32113	Marion	2/4/2019 to 2/15/2019	40	40	10	320	\$84,109	0	\$0
Orlando Live Events (RB Jai Alai, LLC) 6405 South Highway 17-92 Fern Park, FL 32730-2057	Seminole	7/9/2018 to 7/13/2018	40	40	5	320	\$2,000	0	\$0
Summer Jai Alai Partnership at Magic City Jai Alai 401 N.W. 38th Court Miami, FL 33126-5638	Dade	10/20/2018 to 11/30/2018 at Magic City	58	58	29	464	\$259,610	0	\$0

Miscellaneous Revenue to State

(See Section 550.09511(4), Florida Statutes, for detail.)

Dania Summer Jai Alai	18,480.00
Ft. Pierce Jai Alai	34,858.45
Ocala Gainesville Poker and Jai Alai	22,320.00
Orlando Live Events	19,760.00
Total	\$95,418.45



THOROUGHBRED PERMITHOLDERS



Florida continues to be a premier thoroughbred racing state with five permitholders that operated at three tracks located in Central and South Florida. A total of 327 completed performances, including charity and scholarship performances, were conducted during this past fiscal year, an increase of approximately one percent from the previous fiscal year.

During Fiscal Year 2018/2019, handle on live thoroughbred performances decreased by four percent. Handle from intertrack wagering decreased approximately 2.3 percent. Simulcast handle wagered on broadcasts of performances from outside the state decreased by approximately 2.7 percent. Intertrack simulcast handle decreased by approximately 3.4 percent. Overall, total handle decreased by approximately three percent for the Florida thoroughbred industry.

Total thoroughbred revenue to the state during Fiscal Year 2018/2019, decreased by approximately three percent from the prior year. The thoroughbred industry accounted for approximately 67 percent of Florida's total pari-mutuel revenue and 63.55 percent of total handle from pari-mutuel performances.

Permitholders reported paying a total of \$100,621,996 in purses. For more detail on purses paid, please refer to the information below by permitholder. The Florida Horsemen's Benevolent and Protective Association did not dispute the amount of purses paid reported by the permitholders. The Tampa Bay Horsemen's Benevolent and Protective Association, Inc., was able to confirm the amount of purses paid reported by Tampa Bay Downs.

Total paid attendance decreased by approximately five percent from the prior year. The division reports only paid attendance and does not include free admissions or complimentary passes in its data.

Total Live Performances (Complete and counted toward a full schedule) ⁽¹⁾	327	Number of Races	3,360
(1) Performances where eight or more races were held.			
Total Live Performances (Actual)	329	Total Paid Attendance	76,816
Total Racing Days	329	Total Admission Tax	\$24,113

Permitholder	County	Meet Period	Live Performances (Complete and counted toward full schedule)	Live Performances (Actual)	Racing Days	Number of Races	Purses Paid	Paid Attendance	Total Admission Tax
Calder Race Course, Inc. (Churchill Downs, Inc.) 21001 N.W. 27th Avenue Miami Gardens, FL 33056-1461	Dade	10/3/2018 to 11/25/2018	40	40	40	368	\$10,336,700	0	\$0
Gulfstream Park Racing Association, Inc. (Stronach Group) 901 S. Federal Highway Hallandale Beach, FL 33009-7124	Broward	7/1/2018 and 12/1/2018 to 5/12/2019 and 6/30/2019	115	115	115	1,254	\$46,311,096	1,738	\$0
Gulfstream Park Thoroughbred After Racing Program, Inc. (Stronach Group) 901 S. Federal Highway Hallandale Beach, FL 33009-7124	Broward	7/4/2018 to 9/6/2018 at Gulfstream Park	40	40	40	427	\$13,465,628	0	\$0
Tampa Bay Downs, Inc. 11225 Race Track Road Tampa, FL 33626-3122	Hillsborough	7/1/2018 and 11/24/2018 to 5/5/2019 and 6/30/2019	88	90	90	849	\$15,013,010	75,078	\$24,113
Tropical Park LLC 21001 N.W. 27th Avenue Miami Gardens, FL 33056-1461	Dade	9/7/2018 to 9/30/2018 and 5/16/2019 to 6/29/2019 at Gulfstream Park	44	44	44	462	\$15,495,562	0	\$0



HARNESS PERMITHOLDERS



Pompano Park is the only permitholder conducting harness horse racing in the State of Florida. A total of 125 completed performances, including charity and scholarship performances, were conducted during this past fiscal year, which is a decrease of approximately one percent from the previous year.

During Fiscal Year 2018/2019, handle wagered on live harness performances decreased by approximately 12 percent. Intertrack handle wagered on broadcasts of live Florida harness performances decreased by approximately 1.9 percent. Simulcast handle wagered on broadcasts of performances from outside the state decreased by approximately 1.7 percent while intertrack simulcast handle increased by approximately seven percent. Overall, total handle increased by approximately 3.4 percent for the Florida harness industry.

Total revenue to the state during Fiscal Year 2018/2019, increased by approximately four percent from the prior fiscal year. The harness industry accounted for approximately nine percent of Florida's total pari-mutuel revenue and 5.84 percent of total handle from pari-mutuel performances.

Pompano Park reported paying \$7,738,283 in purses. For more detail on purses paid, please refer to the information below. The Florida Standardbred Breeders' and Owners' Association was able to confirm the amount of purses paid reported by Pompano Park.

The division reports only paid attendance and does not include free admissions or complimentary passes in its data.

Total Live Performances (Complete and counted toward a full schedule) ⁽¹⁾	125	Number of Races	1,113
(1) Performances where eight or more races were held.			
Total Live Performances (Actual)	125	Total Paid Attendance	0
Total Racing Days	125	Total Admission Tax	\$0

Permitholder	County	Meet Period	Live Performances (Complete and counted toward full schedule)	Live Performances (Actual)	Racing Days	Number of Races	Purses Paid	Paid Attendance	Total Admission Tax
Isle Casino and Racing at Pompano Park (PPI, Inc.) 1800 S.W. 3rd Street Pompano Beach, FL 33069	Broward	10/21/2018 to 5/4/2019	125	125	125	1,113	\$7,738,283	0	\$0



QUARTER HORSE PERMITHOLDERS



There were six permitholders conducting quarter horse racing at six tracks located in the State of Florida. In Fiscal Year 2018/2019, a total of 90 completed performances were conducted, a decrease of approximately three percent from the previous fiscal year.

During Fiscal Year 2018/2019, handle wagered on live quarter horse performances decreased by approximately 29.5 percent. No intertrack wagering on broadcasts of performances was held; with no change from the prior year. There was no simulcast handle wagered on broadcasts of performances from outside the state, along with no intertrack simulcast handle. Overall, total handle decreased by approximately 29.5 percent for the Florida quarter horse industry.


Total quarter horse revenue to the state during Fiscal Year 2018/2019, decreased by approximately four percent. The quarter horse industry accounted for approximately one percent of Florida's total pari-mutuel revenue and 0.01 percent of total handle from pari-mutuel performances.

Permitholders reported paying a total of \$1,588,840 in purses. For more detail on purses paid, please refer to the information below by permitholder. The majority of horsemen's association operating at each respective quarterhorse track did not dispute the amount of reported purses paid.

The division reports only paid attendance and does not include free admissions or complimentary passes in its data.

Total Live Performances (Complete and counted toward a full schedule) ⁽¹⁾	90	Number of Races	721
(1) Performances where eight or more races were held.			
Total Live Performances (Actual)	90	Total Paid Attendance	0
Total Racing Days	49	Total Admission Tax	\$0

Permitholder	County	Meet Period	Live Performances (Complete and counted toward full schedule)	Live Performances (Actual)	Racing Days	Number of Races	Purses Paid	Paid Attendance	Total Admission Tax
Gretna Racing, LLC 501 Race Track Drive Gretna, FL 32332	Gadsden	2/16/2019 to 4/28/2019	28	28	7	224	\$167,000	0	\$0
Hamilton Downs Horsetrack, LLC 2220 N.W County Road 143 Jennings, FL 32053	Hamilton	4/6/2019 to 4/27/2019	0	0	0	0	None Reported	0	\$0
Hiialeah Park (South Florida Racing Association, LLC) 2200 E. 4th Avenue Hiialeah, FL 33013	Dade	1/11/2019 to 2/18/2019	40	40	20	321	\$904,000	0	\$0
Ocala Breeder's Sales Company, Inc. 1701 S.W. 60th Avenue Ocala, FL 34474-1800	Marion	11/20/2018	1	1	1	8	\$292,200	0	\$0
Oxford Downs (South Marion Real Estate Holdings, LLC) 17996 S. US Highway 301 Summerfield, FL 34491	Marion	2/4/2019 to 4/26/2019	20	20	20	160	\$216,040	0	\$0
Tampa Bay Downs, Inc. 11225 Race Track Road Tampa, FL 33626-3122	Hillsborough	7/1/2018	1	1	1	8	\$9,600	0	\$0



SUMMARY

PARI-MUTUEL INDUSTRY

During Fiscal Year 2018/2019, the total handle wagered for all industries exceeded \$653 million, a decrease of approximately five percent from the prior fiscal year. Total pari-mutuel completed performances, including charity and scholarship performances, conducted during Fiscal Year 2018/2019, decreased by approximately 13 percent from the previous fiscal year.

The state realized revenue from performances of approximately \$7.9 million, a decrease of roughly 1.4 percent from the prior fiscal year. Of the \$7.9 million collected, greyhound permitholders accounted for 19 percent, thoroughbreds for 67 percent, harness for nine percent, jai alai for four percent, and quarter horse for one percent.

Total paid attendance decreased approximately 36 percent from the prior year. The division reports only paid attendance and does not include free admission or complimentary passes in its data.



HORSE RACING

Promotional Programs for Florida-Bred Horses *

Florida breeder promotions and award programs are administered by private breeders' and owners' associations organized to promote ownership and breeding of race horses in the State of Florida. Each association conducts its own campaign to enhance the horse breeding industry in the state and provides breeders' and owners' awards of up to 20 percent of announced gross purses. The Florida Standardbred Breeders' and Owners' Association is funded by the breaks and uncashed tickets from live performances and one percent of the intertrack handle. The Quarter Horse Breeders' Association is funded by the breaks and the uncashed tickets from live races and one percent of the live and intertrack handle. The Florida Thoroughbred Breeders' and Owners' Association awards program is funded by 0.955 percent of the live, simulcast, and intertrack handle, as well as 3.475 percent of the gross revenue from out-of-state wagers on Florida races.

To date, the Florida thoroughbred breeding industry has produced 50 national champions. Florida also produced "Affirmed", the eleventh horse to have swept the Triple Crown (1978). Ocala/Marion County, Florida, is home to some of the leading breeding farms in the country. The industry boasts 19 classic wins (Kentucky Derby, Preakness Stakes, and Belmont Stakes), 26 Breeders' Cup Day champions and six horses of the year.

The Florida Thoroughbred Breeders' and Owners' Association (FTBOA) funds the Florida-bred Stakes Program, which is implemented at Florida's Thoroughbred racetracks. Through a percentage of pari-mutuel handle, Florida Thoroughbred permitholders contributed \$8,095,549 to the FTBOA during Fiscal Year 2018/2019. The FTBOA paid out \$7,482,265 in Breeders' Awards and \$2,349,331 through the Florida-bred Stakes Program. The Florida-bred Stakes Program includes "Florida Sire Stakes" at Gulfstream Park, "Sunshine Millions Preview" at Gulfstream Park West, "Florida Cup Day" and "Florida Sire Stakes" at Tampa Bay Downs, and additional funds for supplements to Florida-bred Preferred Stakes Races during the Gulfstream and Tampa Bay Downs' meets.

The Florida Standardbred Breeders' and Owners' Association (FSBOA), a non-profit organization and the only organized representative of Standardbred horsemen in the State of Florida, is the designated association for the allocation and distribution of funds for Florida-bred racing. Promotional activities include providing breeder and stallion awards for eligible Florida-bred horses during Pompano Park's 2018/2019 meet, as well as awards for Florida Breeders' Stake races. The FSBOA inaugurated a breeder-incentive program in 2012, with the goal of offering standardbred breeders a financial reward for the production of Florida-sired foals. This program benefits the standardbred breeders in Florida stakes races and awards are provided for two-year old and three-year old Florida standardbreds. Florida Standardbred Breeders' & Owners' sponsored stake races provided awards and purse money to the Florida standardbred horsemen in excess of \$917,000 during the 2018/2019 meet. Additionally, the program continued to reward Florida standardbred breeding farm participants with more than \$117,000; thereby, supporting family farms and agriculture producers in Florida.

** Note: This promotional program information is provided by respective Breeders' and Owners' Associations.*

**UNIVERSITY OF FLORIDA
COLLEGE OF VETERINARY MEDICINE RACING LABORATORY**

The Florida Racing Laboratory in the College of Medicine at the University of Florida is an ISO 17025 accredited laboratory that employs various procedures to detect and identify prohibited drugs, medications, stimulants, depressants, hypnotics, local anesthetics, and drug masking agents in the blood, urine or other bodily fluids of racing horses and greyhounds.

During Fiscal Year 2018/2019, the Laboratory received and processed 49,570 samples and performed 230,488 analyses. The vigilant monitoring of samples by the Laboratory serves to deter the use of prohibited drugs in racing animals in Florida.

	Horse Urine/Blood	Greyhound Urine ¹	Investigative
Samples Received	12,583	36,987	1
Samples Analyzed	12,586	25,605	1
Number of Analyses	74,991	155,497	2
Positives	139	35	N/A

¹Volume Not Sufficient for Testing 10,858 samples (29.4% of total number of samples received)

DRUG POSITIVES FOR FISCAL YEAR 2018/2019		
Types of Positives (ARCI Drug Class)	Horse	Greyhound
2-(1-Hydroxyethyl) Promazine Sulfoxide (3)	1	
Albuterol (3)	2	5
Benzoyllecgonine (1)		3
Betamethasone (3)	8	
Benzoyllecgonine (1) Ecgonine Methyl Ester (1)		3
Boldenone (3)	3	
Caffeine (2) Theophylline (3)	1	
Caffeine (2) Theophylline (3) Theobromine (4)	3	
Caffeine (2) Theophylline (3) Theobromine (4) Methocarbamol (4)	1	
Clenbuterol (3)	8	
Cocaine (1)		1
Cocaine (1) Ecgonine Methyl Ester (1) Benzoyllecgonine (1)		1
Dexamethasone (4)	8	3
Dimethylsulfoxide (5)	4	2
Flunixin (4)	4	1
Flunixin (4) Ketoprofen (4)	3	
Flunixin (4) Phenylbutazone (4)	28	
Flunixin (4) Phenylbutazone (4) Albuterol (3)	1	
Flunixin (4) Phenylbutazone (4) Benzoyllecgonine (1)	1	
Flunixin (4) Phenylbutazone (4) Dexamethasone (4)	1	
Flunixin (4) Phenylbutazone (4) Methocarbamol (4)	2	
Gabapentin (3)	1	
Ketoprofen (4)	2	
Mepivacaine (2)	1	
Methocarbamol (4)	23	15
Methylprednisolone (4)	1	
Nandrolone (3)	1	
Naproxen (4)	1	
Omeprazole Sulfide (5)	2	
Phenylbutazone (4)	11	
Procaine (3)		1
Testosterone (3)	2	
Testosterone (3) Nandrolone (3)	4	
Triamcinolone Acetonide (4)	1	
Xylazine (4)	10	
Sub Totals	139	35
Grand Total		174

- Class (1): Stimulant and depressant drugs that have the highest potential to affect performance and that have no generally accepted medical use in the racing horse.
- Class (2): Drugs that have a high potential to affect performance, but less of a potential than drugs in Class 1.
- Class (3): Drugs that may or may not have generally accepted medical use in the racing horse, but the pharmacology of which suggests less potential to affect performance than drugs in Class 2.
- Class (4): This class includes therapeutic medications that would be expected to have less potential to affect performance than those in Class 3.
- Class (5): This class includes therapeutic medications for which concentration limits have been established by the racing jurisdictions as well as certain miscellaneous agents such as dimethylsulfoxide (DMSO) and other medications as determined by the regulatory bodies.

FINANCIAL STATEMENTS

**DIVISION OF PARI-MUTUEL WAGERING
SUMMARY OF STATE REVENUE FROM PARI-MUTUEL, CARDROOM,
SLOT ACTIVITIES, AND INDIAN GAMING COMPACT
FISCAL YEAR 2018/2019**

State Revenue From Pari-Mutuel Performances	
Tax on Attendance	\$ 24,327
Daily License Fees	1,819,428
Tax on Handle	6,020,590
Total State Revenue From Pari-Mutuel Performances ⁽¹⁾	\$ 7,864,345
Other State Revenue	
Occupational Licenses	\$ 447,152
Fingerprint Fees	217,266
Escheated Tickets ⁽²⁾	674,345
Racing Scholarship Funds ⁽²⁾	625
PMW Trust Fund - Drug Fines	64,930
Miscellaneous Revenue	154,179
General Revenue Fund - Other Fines	55,550
Other State Revenue	\$ 1,614,047
Total Pari-Mutuel State Revenue	\$ 9,478,392
State Revenue From Cardrooms	
Table Fees	\$ 824,000
Gross Receipts ⁽³⁾	17,208,523
Occupational Licenses	151,912
Total State Revenue From Cardrooms	\$ 18,184,435
State Revenue From Slots	
Compulsive/Addictive Gambling Fee ⁽⁴⁾	\$ 2,000,000
Facility License Fee ⁽⁴⁾	16,000,000
Slot Taxes ⁽⁵⁾	201,094,536
Fingerprint Fees	27,715
Occupational Licenses	302,115
Miscellaneous Revenue	323,766
Miscellaneous Fines	5,950
Total State Revenue From Slots	\$ 219,754,082
Total State Revenue Generated From Pari-Mutuel, Cardroom, and Slots	\$ 247,416,909
State Revenue From Indian Gaming Compact	
Indian Gaming Compact ⁽⁶⁾	\$ 257,994,274
Indian Gaming Compact Reimbursements	333,764
Total State Revenue From Indian Gaming Compact	\$ 258,328,038
TOTAL STATE REVENUE GENERATED	\$ 505,744,947

(1) Daily license fees and taxes reported above are amounts collected and do not reflect amounts due.

(2) Escheated tickets and Racing Scholarship Funds are distributed to the Department of Education.

(3) One-half of cardroom gross receipts is deposited into the General Revenue Fund.

(4) Both amounts include payments from: Gulfstream Park Racing and Casino, Mardi Gras Racetrack and Gaming Center, Isle Casino and Racing at Pompano Park, Flagler Dog Track and Magic City Casino, Miami Jai Alai, Dania Jai Alai, South Florida Racing Association (Hialeah Park), and Calder Casino and Race Course.

(5) Slot taxes are distributed to the Department of Education.

(6) Indian Gaming Compact payments are deposited into the General Revenue Fund.

DEPARTMENT OF BUSINESS & PROFESSIONAL REGULATION
DIVISION OF PARI-MUTUEL WAGERING
BALANCE SHEET
SPECIAL REVENUE FUND
FOR FISCAL YEAR ENDED JUNE 30, 2019

	<u>2019</u>	<u>2018</u>
ASSETS		
Cash with State Treasurer	\$ 1,429,432	\$ 1,461,682
Investments at cost	6,749,336	4,874,145
Accounts receivable	357,150	880,042
Taxes receivable	17,627,208	17,164,247
Allowance for uncollectibles	(148,257)	(3,324)
Interest receivable	20,498	19,108
Due from state funds	270	-
	<u>26,035,635</u>	<u>24,395,899</u>
TOTAL ASSETS	\$ <u>26,035,635</u>	\$ <u>24,395,899</u>
 LIABILITIES & FUND EQUITY		
Liabilities:		
Accounts payable	\$ 228,540	\$ 42,482
Accrued salaries	347,346	364,686
Due to other funds	1,973,590	2,272,697
Due to other state agencies	16,646,926	17,845,173
Due to general revenue	596,096	770,200
Compensated absences	4	40
	<u>19,792,503</u>	<u>21,295,279</u>
Total Liabilities	19,792,503	21,295,279
 Fund Equity		
Unreserved	<u>6,243,132</u>	<u>3,100,620</u>
Total Fund Equity	<u>6,243,132</u>	<u>3,100,620</u>
TOTAL LIABILITIES & FUND EQUITY	\$ <u>26,035,635</u>	\$ <u>24,395,899</u>

The financial statements are for informational purposes only.

DEPARTMENT OF BUSINESS AND PROFESSIONAL REGULATION
DIVISION OF PARI-MUTUEL WAGERING
STATEMENT OF REVENUES, EXPENDITURES & CHANGES IN FUND BALANCE - BUDGET & ACTUAL
SPECIAL REVENUE FUND
FOR FISCAL YEAR ENDED JUNE 30, 2019

	<u>FINAL BUDGET</u>	<u>2019 ACTUAL</u>	<u>VARIANCE</u>	<u>2018 ACTUAL</u>
REVENUES:				
Fees, Charges, Commissions and Sales	\$ 19,552,155	\$ 21,208,736	\$ 1,656,581	\$ 21,148,730
Licenses and Permits	552,304	599,064	46,760	678,806
Taxes	197,324,441	215,765,112	18,440,671	207,459,401
Fines, Forfeits, Judgments and Settlements	212,335	72,000	(140,335)	70,590
Interest and Dividends, Net	29,537	202,070	172,533	196,948
Refunds	250,000	336,926	86,926	188,707
Miscellaneous Receipts	211,412	468,444	257,032	(1,580,464)
Total Revenues	<u>218,132,184</u>	<u>238,652,352</u>	<u>20,520,168</u>	<u>228,162,719</u>
EXPENDITURES:				
CURRENT OPERATING				
Salaries	7,418,764	6,823,841	594,923	6,814,291
Other Personal Services	1,727,935	1,461,686	266,249	1,453,609
Other Operating Expenditures	940,875	800,908	139,967	721,198
Operation of Motor Vehicles	87,743	39,649	48,094	65,595
Risk Management	240,168	200,791	39,377	240,168
State Attorney-Slots	-	-	-	-
PMW Lab Services	2,266,000	2,266,000	-	2,266,000
PMW Compliance System	296,476	291,476	5,000	246,449
Tr/DMS/HR SVCS/STW Contract	57,246	55,873	1,373	56,049
Cardroom Tax Distribution	2,500,000	2,099,383	400,617	1,961,603
Other Contracted Services	84,228	21,135	63,094	28,895
Compulsive Gambling Prevention	1,250,000	1,306,312	(56,312)	1,245,056
Racing Animal Med Research	112,911	88,710	24,201	108,012
OPERATING CAPITAL OUTLAY	23,895	11,266	12,629	5,734
Acquisition of Motor Vehicles	80,002	58,468	21,534	78,104
Assessment for Fingerprinting	550,600	454,524	96,076	489,170
Service Charge to General Revenue	3,150,000	2,985,691	164,309	2,971,049
Refunds	370,000	48,759	321,241	351,728
Transfer to FDLE Slots Investigation	-	-	-	-
Transfers to Other Funds	197,594,212	202,893,871	(5,299,659)	195,910,219
Transfers to General Revenue	23,000,000	13,600,000	9,400,000	20,500,000
Total Expenditures	<u>241,751,055</u>	<u>235,508,343</u>	<u>6,242,712</u>	<u>235,512,929</u>
Excess (Deficiency) of Revenues Over (Under) Expenditures	<u>(23,618,871)</u>	<u>3,144,009</u>	<u>14,277,456</u>	<u>(7,350,211)</u>
FUND BALANCE JULY 1, 2018	5,156,185	10,450,457	-	10,450,457
FUND BALANCE JUNE 30, 2019	<u>\$ (18,462,686)</u>	<u>\$ 13,594,466</u>	<u>\$ 14,277,456</u>	<u>\$ 3,100,247</u>

The financial statements are for informational purposes only.

CARDROOM, PARI-MUTUEL, AND SLOT STATUTE MATRIX

STATUTE TOPIC	GREYHOUND	JAI ALAI	THOROUGHBRED	HARNESS	QUARTER HORSE
FEES					
Daily License Fees On Live / On-track Handle	\$80 per race. <u>550.0951(1)(a), F.S.</u>	\$40 per game. <u>550.0951(1)(a), F.S.</u>	\$100 per race. <u>550.0951(1)(a), F.S.</u>	\$100 per race. <u>550.0951(1)(a), F.S.</u>	\$100 per race. <u>550.0951(1)(a), F.S.</u>
Daily License Fees On Simulcast Handle	\$80 per race, but not to exceed \$500 per day. <u>550.0951(1)(a), F.S.</u>	\$40 per game, but not to exceed \$500 per day. <u>550.0951(1)(a), F.S.</u>	\$100 per race, but not to exceed \$500 per day. <u>550.0951(1)(a), F.S.</u>	\$100 race, but not to exceed \$500 per day. <u>550.0951(1)(a), F.S.</u>	\$100 per race, but not to exceed \$500 per day. <u>550.0951(1)(a), F.S.</u>
OUTS (ESCHEATS)					
Live / On-track Handle	Paid to the state of Florida. <u>550.1645(2), F.S.</u>	Paid to the state of Florida. <u>550.1645(2), F.S.</u>	Retained by permitholder. <u>550.2633(3), F.S.</u>	Paid to Florida Standardbred Breeders' and Owners' Association (FSBOA). <u>550.26165(1) and 550.2633(2)(a), F.S.</u>	Paid to Florida Quarter Horse Breeders' and Owners Association (FQHBOA). <u>550.26165(1) and 550.2633(2)(b), F.S.</u> Escheats from Arabian races are paid to Florida Arabian Horse Racing Promotion Account. <u>550.2633(2)(c), F.S.</u>
TAXES					
Tax On Admissions	15% of admission charge, or 10 cents, whichever is greater, for entrance to facility and grandstand. <u>550.0951(2)(a), F.S.</u> No tax is imposed on free passes or complimentary cards. <u>550.0951(2)(b) and (c), F.S.</u>	15% of admission charge, or 10 cents, whichever is greater, for entrance to facility and grandstand. <u>550.0951(2)(a), F.S.</u> No tax is imposed on free passes or complimentary cards. <u>550.0951(2)(b) and (c), F.S.</u>	15% of admission charge, or 10 cents, whichever is greater, for entrance to facility and grandstand. <u>550.0951(2)(a), F.S.</u> No tax is imposed on free passes or complimentary cards. <u>550.0951(2)(b) and (c), F.S.</u>	15% of admission charge, or 10 cents, whichever is greater, for entrance to facility and grandstand. <u>550.0951(2)(a), F.S.</u> No tax is imposed on free passes or complimentary cards. <u>550.0951(2)(b) and (c), F.S.</u>	15% of admission charge, or 10 cents, whichever is greater, for entrance to facility and grandstand. <u>550.0951(2)(a), F.S.</u> No tax is imposed on free passes or complimentary cards. <u>550.0951(2)(b) and (c), F.S.</u>
Tax On Live / On-track Handle	5.5% of handle, except for charity performances which is 7.6% of handle. <u>550.0951(3)(b)1., F.S.</u>	Effective July 1, 2000, a permitholder may not be taxed at a higher rate than 2%. <u>550.0951(3)(d), F.S.</u>	0.5% of handle. <u>550.09515(2)(a), F.S.</u>	0.5% of handle. <u>550.09512(2)(a), F.S.</u>	1% of handle. <u>550.0951(3)(a), F.S.</u>
Tax On Simulcast Handle	Allows permitholders to receive greyhound races from out-of-state, and are subject to taxation under 550.0951 and 550.09511. <u>550.3551(4), F.S.</u>	Allows permitholders to receive jai alai games from out-of-state, and are subject to taxation under 550.0951 and 550.09511. <u>550.3551(4), F.S.</u>	Allows permitholders to receive horse races from out-of-state, and are subject to taxation under 550.0951, 550.09512, and 550.09515. <u>550.3551(3) through 550.3551(3)(c), F.S.</u>	Allows permitholders to receive horse races from out-of-state, and are subject to taxation under 550.0951, 550.09512, and 550.09515. <u>550.3551(3) through 550.3551(3)(c), F.S.</u>	Allows permitholders to receive horse races from out-of-state, and are subject to taxation under 550.0951, 550.09512, and 550.09515. <u>550.3551(3) through 550.3551(3)(c), F.S.</u>

This matrix represents a summary of 2018 Statutes. Please refer to the cite noted by statutory topic for specific language governing pari-mutuel wagering.

STATUTE TOPIC	GREYHOUND	JAI ALAI	THOROUGHBRED	HARNESS	QUARTER HORSE
Tax On Intertrack and Intertrack Simulcast Handle	<p>5.5% of intertrack and intertrack simulcast handle; except for the intertrack handle from charity performances at a guest track within the market area of the host, the tax is 7.6%. <u>550.0951(3)(b)1. and 550.0951(3)(c)1., F.S.</u></p> <p>0.5% of intertrack and intertrack simulcast handle, if the guest is located outside market area of host and within market area of thoroughbred track conducting a live meet. <u>550.0951(3)(c)1., F.S.</u></p> <p>3.9% of intertrack and intertrack simulcast handle, for permitholders located in an area of the state where there are only 3 greyhound permitholders, located in 3 contiguous counties. <u>550.0951(3)(c)2., F.S.</u></p> <p>3.9% of intertrack and intertrack simulcast handle, for greyhound permitholders located in the same market area specified in 550.615(9). <u>550.0951(3)(c)2., F.S.</u></p>	<p>7.1% of intertrack and intertrack simulcast handle. <u>550.0951(3)(b)2. and 550.0951(3)(c)1., F.S.</u></p> <p>0.5% of intertrack and intertrack simulcast handle, if the guest is located outside market area of host and within market area of thoroughbred track conducting a live meet. <u>550.0951(3)(c)1., F.S.</u></p> <p>3.3% of intertrack and intertrack simulcast handle, if permitholder restricted from operating live on a year-round basis, and tax paid on intertrack handle exceeds that paid during 92/93 State Fiscal Year. <u>550.0951(3)(a), F.S.</u></p> <p>6.1% of intertrack and intertrack simulcast handle, for jai alai permitholders located in the market area as specified in 550.615(6) or (9), until the tax paid on intertrack handle in the current state fiscal year exceeds that paid during 92/93 State Fiscal Year, then tax on handle is 2.3%. <u>550.0951(3)(c)2., F.S.</u></p>	<p>2% of intertrack handle. <u>550.0951(3)(c)1., F.S.</u></p> <p>2.4% of intertrack simulcast handle. <u>550.0951(3)(c)1. and 550.09515(5), F.S.</u></p> <p>0.5% of intertrack and intertrack simulcast handle, if host and guest are thoroughbred permitholders, or if the guest is located outside market area of host and within market area of thoroughbred track conducting a live meet. <u>550.0951(3)(c)1., F.S.</u></p> <p>0.5% of intertrack simulcast handle, if guest track is a thoroughbred track located more than 35 miles from host track. <u>550.09515(5), F.S.</u></p>	<p>3.3% of intertrack handle. <u>550.0951(3)(c)1., F.S.</u></p> <p>1.5% of intertrack simulcast handle. <u>550.0951(3)(c)1., F.S.</u></p> <p>0.5% of intertrack and intertrack simulcast handle, if the guest is located outside market area of host and within market area of thoroughbred track conducting a live meet. <u>550.0951(3)(c)1., F.S.</u></p>	<p>2% of intertrack handle. <u>550.0951(3)(c)1., F.S.</u></p> <p>2.4% of intertrack simulcast handle. <u>550.0951(3)(c)1. and 550.09515(5), F.S.</u></p> <p>0.5% of intertrack and intertrack simulcast handle, if the guest is located outside market area of host and within market area of thoroughbred track conducting a live meet. <u>550.0951(3)(c)1., F.S.</u></p>
CHARITY PERFORMANCES	<p>Maximum of five days. <u>550.0351(1), F.S.</u></p> <p>Permitholders are allowed to conduct one additional day to be designated as "Greyhound Adopt-A-Pet Day." Proceeds are paid to "bona fide organizations" that promote the adoption of greyhounds. <u>550.1648(2), F.S.</u></p> <p>Permitholders shall pay from any source, including charity performances, not less than 10% of tax credit from escheated tickets to a bona fide greyhound adoption program. <u>550.1647, F.S.</u></p>	<p>Maximum of five days. <u>550.0351(1), F.S.</u></p> <p>Permitholders are allowed to conduct two additional performances known as "Retired Jai Alai Players' Charity Day" for a fund to benefit retired jai alai players. <u>550.0351(8), F.S.</u></p>	<p>Maximum of five days. <u>550.0351(1), F.S.</u></p> <p>One additional scholarship day to tracks located in Hillsborough County for the benefit of Pasco-Hernando Community College. <u>550.0351(6)(a) and 550.0351(6)(b), F.S.</u></p>	<p>Maximum of five days. <u>550.0351(1), F.S.</u></p>	<p>Maximum of five days. <u>550.0351(1), F.S.</u></p>

This matrix represents a summary of 2018 Statutes. Please refer to the cite noted by statutory topic for specific language governing pari-mutuel wagering.

STATUTE TOPIC	GREYHOUND	JAI ALAI	THOROUGHBRED	HARNESS	QUARTER HORSE
TAX CREDITS & EXEMPTIONS					
(excluding charity performances, unless otherwise noted)	<p>Tax exemption of \$360,000 per state fiscal year, or \$500,000 for three permitholders that held a full live schedule in 1995, and closest to another state authorizing greyhound racing. <u>550.09514(1), F.S.</u></p> <p>Tax credit each state fiscal year equal to daily license fee on live races in previous state fiscal year. <u>550.0951(1)(a), F.S.</u></p> <p>Allows each permitholder that cannot utilize the full amount of the tax exemption or daily license fee tax credit, elect once per state fiscal year to transfer the unused portion to a greyhound permitholder acting as a host track for intertrack wagering. <u>550.0951(1)(b), F.S.</u></p> <p>Tax credit each state fiscal year in an amount equal to the amount remitted in escheated tickets in prior state fiscal year. <u>550.1647, F.S.</u></p>	<p>A permitholder that has incurred tax on handle and admissions that exceeds its operating earnings is entitled to credit the excess amount of taxes against its next ensuing meets. <u>550.09511(1)(b), F.S.</u></p> <p>Tax credit each state fiscal year equal to 25% of amount remitted in escheated tickets in prior state fiscal year. Funds equal to the tax credit shall be paid by the permitholder to the National Association of Jai Alai Frontons. <u>550.1646, F.S.</u></p> <p>\$30,000 per performance exemption if live handle during the preceding state fiscal year was less than \$15 million. <u>This exemption applies to charity performances.</u> <u>550.09511(2)(a)1., F.S.</u></p> <p>A permitholder conducting fewer than 100 performances in any calendar year shall pay to the state the same aggregate amount of daily license fees on live games, admissions tax, and tax on live handle as that paid during the most recent prior calendar year in which at least 100 live performances were conducted. <u>550.09511(4), F.S.</u></p>	<p>Permitholders are allowed a credit of up to 1% of the paid taxes for the previous taxable year. The credit, if taken, is applied against taxes on live handle due for a taxable year under this section, and is paid directly to the Jockeys' Guild by the permitholders. <u>550.09515(6), F.S.</u></p>		

This matrix represents a summary of 2018 Statutes. Please refer to the cite noted by statutory topic for specific language governing pari-mutuel wagering.

STATUTE TOPIC	STATUTE REFERENCE	SUMMARY
FEEs		
Cardroom Table Fees	849.086(5)(d), F.S.	Annual fee for each facility is \$1,000 for each table to be operated at the cardroom.
TAXES		
Tax On Cardroom Gross Receipts	849.086(13)(a), F.S.	Each cardroom operator shall pay a tax to the state of 10% of the cardroom operation's monthly gross receipts. Pursuant to Section 849.086(13)(c), F.S., one-half credited to the Pari-Mutuel Wagering Trust Fund and one-half being credited to the General Revenue Fund.
Tax On Admissions	849.086(13)(b), F.S.	15% of admission charge, or 10 cents, whichever is greater, for entrance to the cardroom. This tax only applies if a separate admission fee is charged for entry into the cardroom facility. If a single admission fee is charged allowing entry to both or either the pari-mutuel facility and the cardroom facility, the tax is payable only once and shall be payable pursuant to Chapter 550, F.S.
FINES		
Administrative Fine	849.086(14)(c), F.S.	An administrative fine up to \$1,000 for each violation may be imposed on any person who has violated or failed to comply with the provisions of Section 849.086, F.S.
ANNUAL DISBURSEMENT TO COUNTIES AND MUNICIPALITIES		
Annual Disbursement To Counties and Municipalities	849.086(13)(h), F.S.	One-quarter of moneys deposited into the Pari-Mutuel Wagering Trust Fund shall, by October 1 of each year, be distributed to the local counties or municipalities that approved the cardroom.

This matrix represents a summary of 2018 Statutes. Please refer to the cite noted by statutory topic for specific language governing operation of cardrooms.

STATUTE TOPIC	STATUTE REFERENCE	SUMMARY
FEES		
Slot License Fee	551.106(1)(a), F.S.	Annual fee for each slot machine facility is \$2 million paid with the initial license application and annually thereafter on the anniversary date of the issuance of the initial license.
Compulsive or Addictive Gambling Prevention Program Fee	551.118(3), F.S.	Annual fee for each slot machine facility is \$250,000 paid at the same time the annual license fee is due, and annually thereafter.
TAXES		
Tax on Slot Revenue	551.106(2)(a), F.S.	The tax rate on slot machine revenues is 35%. If, during any state fiscal year, the aggregate amount of tax paid to the state by all slot machine licensees in Broward and Miami-Dade Counties is less than the aggregate amount of tax paid to the state by all slot machine licensees in the 2008/2009 Fiscal Year, each slot machine licensee shall pay to the state within 45 days after the end of the state fiscal year a surcharge equal to its pro rata share of an amount equal to the difference between the aggregate amount paid to the state by all slot machine licensees in the 2008/2009 Fiscal Year, and the amount of tax paid during the fiscal year.
FINES		
Failure to Pay Slot Tax Fine	551.106(4), F.S.	Up to \$10,000 for each day tax payment is not remitted timely.
Civil Fine	551.107(11), F.S.	The division may impose a civil fine of up to \$5,000 for each violation of Chapter 551, F.S., or any rule adopted under Chapter 551, F.S.
False Statement Fine	551.109(1), F.S.	Up to a \$10,000 fine or civil penalty for any person who knowingly makes or causes to be made, or aids, assists, or procures another to make a false statement in any report, disclosure, application, or any document required under Chapter 551, F.S., or any rule adopted under Chapter 551, F.S.
Unauthorized Possession of Slot Machine Fine	551.109(2), F.S.	Up to a \$10,000 administrative fine or civil penalty for any person who possesses a slot machine without the license required by Chapter 551, F.S., or who possesses a slot machine at any location other than at the slot machine licensee's facility.
PENALTIES		
Slot Machine Licensee Civil Penalties	551.117, F.S.	Up to a \$100,000 civil penalty for each count or separate offense against the slot machine licensee for violation of Chapter 551, F.S., or any rule adopted under Chapter 551, F.S.

This matrix represents a summary of 2018 Statutes. Please refer to the cite noted by statutory topic for specific language governing slot operations.