

Florida Department of Business and Professional Regulation



Ron DeSantis
Governor

Julie I. Brown
Secretary

Louis Trombetta
Director

Division of Pari-Mutuel Wagering 89th Annual Report Fiscal Year 2019-2020

2601 Blair Stone Road
Tallahassee, Florida 32399
Ph: 850.488.9130

www.myfloridalicense.com/dbpr/pmw

**DEPARTMENT OF BUSINESS AND PROFESSIONAL REGULATION
 DIVISION OF PARI-MUTUEL WAGERING
 COMPREHENSIVE ANNUAL REPORT
 FISCAL YEAR ENDING JUNE 30, 2020
www.myfloridalicense.com/dbpr/pmw**

INTRODUCTORY SECTION

Overview and Explanation of Report Terminology	2
Division Overview.....	3
Events Shaping the 2019/2020 Racing/Gaming Season in Florida.....	6

STATISTICAL SECTION

Pari-Mutuel Statistical Data

Fiscal Years Comparative Data	7
Graphs - Historical Pari-Mutuel Wagering Activity	8
Components of Pari-Mutuel Handle From Performances	11
Total State Revenue From Performances	12
Total Regular and Charity/Scholarship Handle.....	13
Total Intertrack Wagering Handle by Guest.....	14
Charity and Scholarship Performances, Racing Scholarship Trust Fund, and Abandoned Winning Tickets.....	17

Cardroom Statistical Data

Cardroom Comparative Data.....	18
--------------------------------	----

Slot Statistical Data

Slot Comparative Data.....	19
----------------------------	----

DATA BY PERMITHOLDER/FACILITY

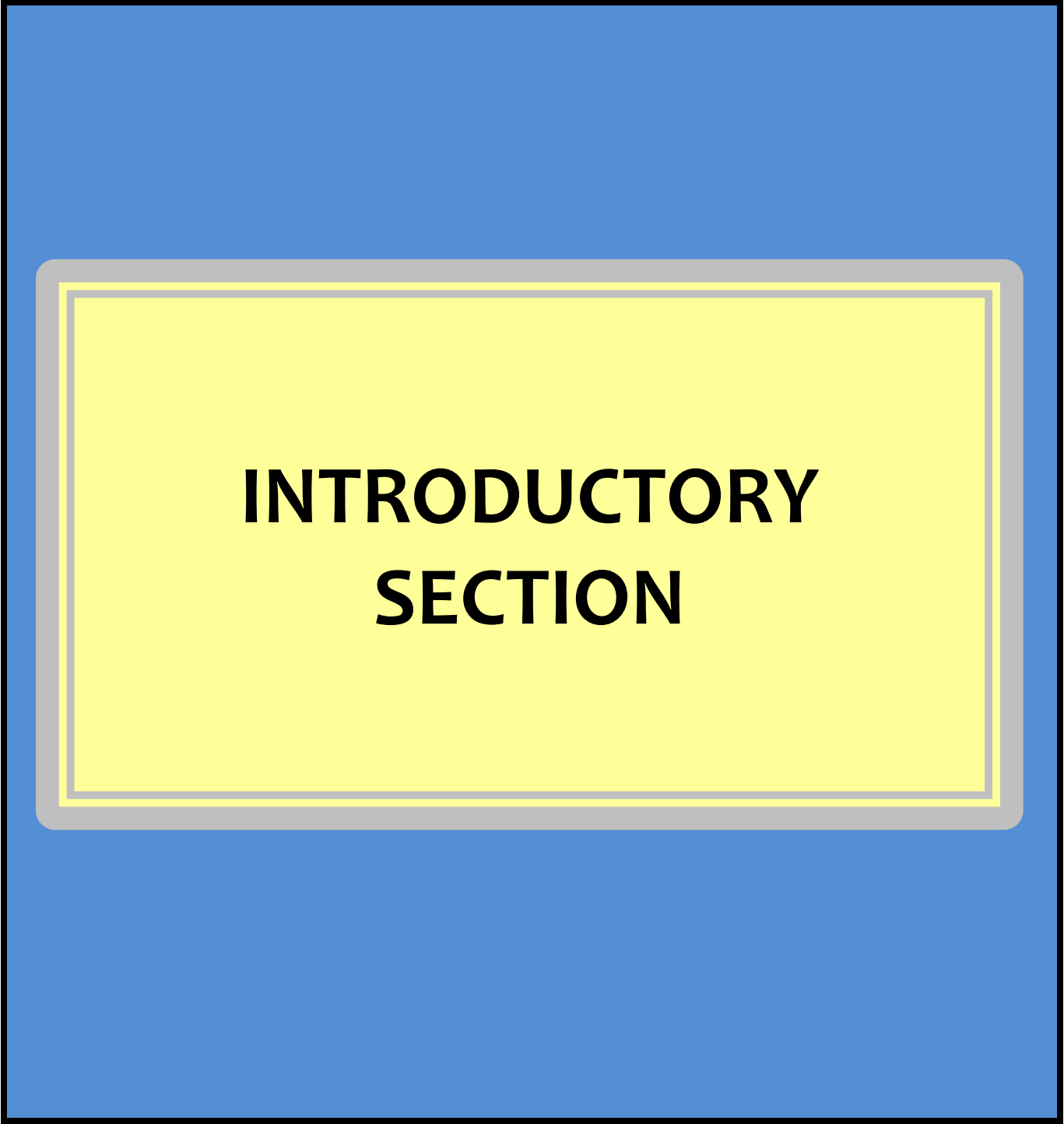
Contact and Operating Information by Permitholder/Facility.....	20
Promotional Programs for Florida-Bred Horses.....	25
Drug Positives Statistical Data.....	26

FINANCIAL STATEMENTS

Summary of State Revenue from Cardroom, Pari-Mutuel, Slot Activities, and Indian Gaming Compact.....	27
Balance Sheet - Special Revenue Fund.....	28
Statement of Revenue, Expenditures & Changes in Fund Balance – Budget & Actual – Special Revenue Fund	29

CARDROOM, PARI-MUTUEL, AND SLOT STATUTE MATRIX

Summary of Pari-Mutuel Handle Distribution.....	30
Summary of Cardroom Distribution.....	33
Summary of Slot Distribution.....	34



**INTRODUCTORY
SECTION**

OVERVIEW

This annual report encompasses the fiscal year which began July 1, 2019, and ended June 30, 2020. This is the 89th annual report in the series. The first annual report was issued for Fiscal Year 1931/1932, the initial year of legalized pari-mutuel wagering. In Florida, pari-mutuel wagering is authorized for horse racing, harness horse racing, quarter horse racing, greyhound racing, jai alai games, and cardroom poker games. Additionally, slot machine gaming at pari-mutuel facilities is authorized in Broward and Miami-Dade counties. Florida is one of the primary pari-mutuel states in the nation. Florida is also the only state in the United States where live jai alai games are conducted. This annual report, which is required by Florida law, is intended to inform the Governor, the Legislature, the industry, and other interested parties of wagering activities at authorized pari-mutuel facilities. The report is organized into five primary sections:

1. **Introductory Section** – An overview of the Division of Pari-Mutuel Wagering and a report of events that occurred impacting the division’s oversight of permits, licenses, or events that affected the operation of such facilities.
2. **Statistical Section** – Details various cardroom, pari-mutuel, and slot statistical data by individual racing association or fronton.
3. **Data by Permitholder/Facility** – Includes operating information by association/permit, promotional programs for Florida-bred horses, and impermissible substance positives statistical data.
4. **Financial Section** – Official financial statements of the Division of Pari-Mutuel Wagering.
5. **Statute Matrix** – A table that summarizes the statutes regarding the taxes and fees applicable to pari-mutuel wagering and cardroom activity. The matrix includes a summary of the statutes regarding the taxes, fees, fines, and penalties with respect to slot machine gaming.

EXPLANATION OF REPORT TERMINOLOGY

Florida law requires intertrack wagers to be combined with the wagering pools of the host or the broadcasting Florida track or fronton. The law also requires that the host take-out on intertrack wagers be the same as for on-track wagers; however, the distribution of the take-out may be different. The tax structure for on-track and intertrack wagering is explained in more detail in the statute matrix section.

Pursuant to Section 550.002(13), Florida Statutes, handle is defined as the aggregate contributions to pari-mutuel pools. For purposes of this report, the four types of handle detailed in this report are as follows:

- Live On-track: Handle from live races/games at the track/fronton.
- Simulcast: Handle from races/games originating from out-of-state and broadcast to a Florida track/fronton.
- Intertrack: Handle from where a Florida track/fronton (acting as host) broadcast live races/games to other Florida tracks/frontons.
- Intertrack Simulcast: Handle from rebroadcasting of simulcast signals received by a Florida track/fronton to other Florida tracks/frontons.

All intertrack and intertrack simulcast handle is detailed by the host permitholder in this report. These schedules reflect combined wagering statistics for all guest facilities that received broadcasts and conducted wagering that is included in the wagering pools of the host. For host permitholders, a summary of intertrack handle components for each guest is shown in the statistical section of this report. The schedules of intertrack wagering handle by guest include data on wagers from intertrack handle and intertrack simulcast handle. Any paid attendance, admission tax, purses paid, or players’ awards paid are detailed in the data by permitholder/facility section of the report.

THE DIVISION OF PARI-MUTUEL WAGERING

The Division of Pari-Mutuel Wagering is a program area of the Department of Business and Professional Regulation within the Executive Branch of Florida's government. The division is charged with regulating Florida's pari-mutuel, cardroom, and slot machine gaming industries, as authorized by Chapters 550, 551, and Section 849.086, Florida Statutes, as well as collecting and safeguarding associated revenues due to the state. Authorized pari-mutuel events include harness racing, quarter horse racing, thoroughbred racing, greyhound racing, and jai alai. Pari-Mutuel Wagering was originally authorized by the Legislature in 1931. Since that time, the division has evolved from a racing commission into a professional regulatory organization overseeing a complex and dynamic industry located throughout the state. Additionally, the Division of Pari-Mutuel Wagering was designated by the Florida Legislature as the State Compliance Agency with the authority to carry out the state's oversight responsibilities in accordance with the provisions outlined in the Compact between the State of Florida and the Seminole Tribe of Florida.

OFFICE OF THE DIRECTOR

The Office of the Director provides leadership, oversight, and administration of the six functional areas within the division. Specific responsibilities include budget planning, rule promulgation, policy development, analyses of proposed legislation, strategic planning, fleet management, staff development, and enforcement of administrative actions. Additionally, the Office of the Director ensures that all areas of the division operate in a cooperative effort to provide efficient regulatory oversight of the industry.

The division's structure includes six functional areas which act under the management of the Office of the Director. These functional areas include Revenue and Financial Analysis, Auditing, Operations, Investigations, Slot Operations, and The State Compliance Agency. Each area focuses on a different aspect of regulation within the cardroom, pari-mutuel, and slot machine gaming industry, as well as the state's Compact with the Seminole Tribe of Florida, in an effort to protect state revenues and maintain the public's confidence in the integrity of the wagering activity. Additionally, the Office of the Director processes applications for the issuance of all pari-mutuel permissibility Annual Operating Dates Licenses, Cardroom Operating Licenses, and Slot Machine Licenses to authorized facilities.

OFFICE OF OPERATIONS

All individuals and businesses who work or conduct business at a pari-mutuel facility and who have access to wagering activity, restricted areas, cardroom, slot floor, and/or racing animals, must obtain an occupational license issued by the division. Every occupational licensee is fingerprinted upon initial licensure and every three years thereafter and they are submitted electronically to the Florida Department of Law Enforcement and the Federal Bureau of Investigation for processing. During Fiscal Year 2019/2020, the Operations' Licensing Section processed 14,901 occupational license applications for businesses and individuals, of which 2,555 were related to cardroom operations, 10,065 were related to racing operations, and 2,281 were related to slot machine operations.

The Office of Operations is also responsible for ensuring that the day-to-day operation of races and games are conducted in accordance with Florida's pari-mutuel statutes and rules. The State Stewards monitor each horse race and conduct inquiries and hearings for alleged violations of the state's pari-mutuel statutes and rules. The Stewards and Hearing Officers issued 33 rulings and 18 consent orders, assessed fines totaling \$19,075 and imposed eight license suspensions for violations during Fiscal Year 2019/2020.

Operations' staff collects urine and blood samples from racing animals which are sent to the University of Florida, College of Medicine Racing Laboratory for analysis. The Racing Laboratory performs its services under an annual contract with the division. State veterinarians and veterinary assistants collected 30,141 samples that included 19,438 greyhound urine samples and 10,703 horse urine and blood samples during Fiscal Year 2019/2020. There were 101 positive findings of impermissible substances in the samples collected.

OFFICE OF AUDITING

The Office of Auditing is responsible for conducting various audits to ensure the integrity of wagering activity and protect the wagering public by assuring that cardroom, pari-mutuel, and slot machine wagering is conducted in compliance with the Florida Statutes and Florida Administrative Code. Such compliance issues include pari-mutuel broadcast exchanges, verification that takeout/commissions are consistent with notification requirements, interstate wagering restrictions, verification that statutory and rule procedures are followed, tracing reported revenue amounts to their accounting transaction source documentation, oversight of the wagering pools, transmission of pari-mutuel information, proper payments to winning pari-mutuel patrons, and approval of totalisator security plans and software upgrades. Additionally, the auditing staff maintains primary oversight for cardroom operations, which includes: auditing internal control procedures, auditing jackpot accounts, monitoring daily operations, and auditing for compliance. Audits of malfunction reports were also conducted. The auditing team is responsible for communicating with the licensed totalisator companies and for the input of pari-mutuel handle and wagering information into the division's Central Management System.

During the 2019/2020 audit cycle, the Auditing staff conducted 15 greyhound purse audits, 18 greyhound adoption proceeds audits, 40 mutuels audits, 27 escheat audits, 28 cardroom audits, and eight slot audits.

OFFICE OF INVESTIGATIONS

The Office of Investigations examines statutory and rule violations that occur at pari-mutuel facilities to include: cardrooms, and slot machine gaming areas. Reports of these violations can originate from division investigators, concerned citizens, law enforcement sources or the pari-mutuel facilities themselves. Alleged violations can involve cheating during a gaming activity, employee theft, as well as disruptive or threatening behavior while on the grounds of a permit holder. Investigations of this type typically lead to a lifetime exclusion of the offender from the concerned facility, and may also result in a statewide exclusion from all pari-mutuel facilities in the state.

Investigation staff is also responsible for investigating a variety of racing related violations. The nature of these investigations include Class I drug positives analyzed and identified by the University of Florida; College of Medicine Racing Laboratory; patron complaints, allegations of animal cruelty, the use of performance altering medications, and illegal substances during races.

An investigation may result in the issuance of a warning letter, consent order, administrative fine, license suspension, or a hearing before an Administrative Law Judge. Investigations may also lead to referral to other regulatory agencies or law enforcement organizations for criminal prosecution. During Fiscal Year 2019/2020, there were 447 investigations conducted. Investigators also perform in-depth background reviews of Pari-Mutuel Wagering Occupational License requests from applicants with disqualifying criminal convictions who are requesting a waiver from the Division Director in accordance with Section 550.105, Florida Statutes. During Fiscal Year 2019/2020, the investigation staff also conducted 3,148 inspections of pari-mutuel facilities, including cardrooms and slots greyhound kennels and horse stables throughout the operating year.

OFFICE OF SLOT OPERATIONS

The Slot Operations' staff is responsible for overseeing state personnel located at the four pari-mutuel facilities in Broward County and four pari-mutuel facilities in Miami-Dade County that have slot machine gaming. To protect the integrity of slot machine gaming activity, the Slot Operations' staff oversees the day-to-day operations at the slot machine facilities, performs daily revenue reconciliations, verifies that every slot machine has been certified by an independent testing laboratory, issues slot machine occupational licenses to individuals, and ensures slot machine gaming activity is in compliance with the requirements of Chapter 551, Florida Statutes, Chapter 61D-14, Florida Administrative Code, as well as the internal controls of the individual facilities.

During Fiscal Year 2019/2020, the Slot Operations' staff completed 3,682 inspections. Of those, 61 items were found to be non-compliant, of which one was turned over to Investigations and three to the Department's Office of the General Counsel for formal proceedings. Slot machine facilities were notified of 35 observations so that appropriate internal action, including employee disciplinary action, advanced training and/or re-training of facility personnel could occur.

There were 280 shipments of authorized slot machines and components, which required the verification of 440 slot machines and 9,610 components. The Slot Operations' staff authorized and monitored 9,212 slot machine conversions, denomination and/or game theme changes, slot machine relocations and other related slot machine changes.

OFFICE OF REVENUE AND FINANCIAL ANALYSIS

The Revenue and Financial Analysis staff is responsible for safeguarding and accounting for state revenues in accordance with Florida Statutes and the Florida Administrative Code, as it relates to cardroom, pari-mutuel, and slot gaming activities. The staff develops revenue projections for the Revenue Estimating Conferences, maintains cash flow statements for timely transfer to the State's General Revenue Fund and to the Education Enhancement Trust Fund, provides oversight of the division's Central Management System, develops the division annual report, deposits fines and miscellaneous revenue, performs analysis of proposed legislation, and determines fiscal impacts on proposed legislation impacting the industry.

During Fiscal Year 2019/2020, \$188,369,066 in state revenues pertaining to cardroom, pari-mutuel, and slot machine gaming were collected. The Revenue and Financial Analysis staff also reconciled 629 permitholder pari-mutuel, cardroom, and slot monthly remittance reports, conducted 21 charity day audits and 30 uniform annual report audits. The Revenue and Financial Analysis staff compiles statistical information for cardroom, pari-mutuel, and slot machine gaming, and performs revenue analyses requested by the department, the Executive Office of the Governor, the Legislature and the industry.

STATE COMPLIANCE AGENCY

The Gaming Compact between the Seminole Tribe of Florida and the State of Florida, 75 FR 38833, was executed by the Governor on April 7, 2010, and ratified by the United States Department of the Interior on July 7, 2010. Pursuant to Section 285.710, Florida Statutes, the Division of Pari-Mutuel Wagering was designated by the Florida Legislature as the State Compliance Agency with the authority to carry out the State's oversight responsibilities in accordance with the provisions outlined in the Compact. The Seminole Tribe of Florida presently operate six casinos, with authority for seven, located in Broward, Hillsborough, Collier, Glades, and Hendry counties.

During Fiscal Year 2019/2020, the State Compliance Agency completed 51 inspections of tribal gaming facilities spanning over 510 man-hours. Additionally, \$7,154,828 was distributed to local governments, including both counties and municipalities, as required by Section 285.710, Florida Statutes.

Events Shaping the 2019/2020 Racing/Gaming Season in Florida

- As early as March 2020-June 2020, many Florida pari-mutuel facilities suspended or reduced live events, cardroom operation, and slot gaming due to the COVID-19 pandemic. As a result, many permitholders' annual wagering activity and associated state revenue was significantly lower than in prior state fiscal years.
- Beginning December 29, 2017, the Division implemented Emergency Rule 61DER17-2, Florida Administrative Code, Emergency Procedures for Collecting Samples from Racing Greyhounds following an Order by the Division of Administrative Hearings in case number 2017-5238RU which required the Division to update some of the greyhound sample collection rules. In addition, the Division worked to develop Rule 61D-6.0052, Florida Administrative Code, Procedures for Collecting Samples from Racing Greyhounds. Litigation regarding the proposed rule language prevented the Division from adopting Rule 61D-6.0052, Florida Administrative Code, this season. The Emergency Rule 61DER17-2, Florida Administrative Code, is still in effect as of September 2018.
- On November 6, 2018, Amendments 3 (Voter Control of Gambling in Florida) and 13 (Ends Dog Racing) received voter approval as initiated Florida constitutional amendments:
 - Amendment 3 provides voters the exclusive right to decide whether to authorize casino gambling within the State of Florida and precludes the Florida Legislature's ability to authorize casino gambling within the state.
 - Amendment 13 bans gambling on dog races within the state of Florida. Specifically, pari-mutuel operators would be prohibited from racing greyhounds or any other dogs for gambling purposes beginning January 1, 2021. In addition, individuals within the state are prohibited from wagering on the outcome of live dog races conducted within the state of Florida.
- As a result of the passing of Amendment 13, some greyhound permitholders began truncating their live performance schedules or ceased operation of live greyhound races beginning in the 2018/2019 racing season.
- There were no legislative changes to the statutes governing pari-mutuel wagering during the 2019 Legislative Session.
- On March 7, 2018, the Division of Administrative Hearings (DOAH) issued a final order in case 17-5238RU, Charles F. McClellan and Natasha Nemeth vs. Department of Business and Professional Regulation, Division of Pari-Mutuel Wagering. The order affirmed that the Florida Administrative Code, Rules 61D-6.007 and 61D-6.012, were invalid exercises of delegated legislative authority. In response to the DOAH decision, the Division filed a Notice of Development of Rulemaking, with a workshop held May 21, 2019. The purpose of the workshop was to further clarify and describe the rules governing the drug and substance classification system, penalty schedule for drug violations in greyhounds (61D-6.012 F.A.C.), and permitted and prohibited substances for racing greyhounds (61D-6.007, F.A.C.). Changes to these rules became effective August 1, 2019.
- In June of 2019, the Division of Pari-Mutuel Wagering initiated rule development regarding 61D-6.011, F.A.C., Racing Horse Drug and Substance Classification System and Penalty Schedule. The purpose and effect of the rule development was to further clarify and describe the rules governing the drug classification system and penalty schedule for horse trainers and owners, including penalties for Non-Steroidal Anti-Inflammatory Drug (NSAID) violations. Changes to this rule became effective August 29, 2019.
- Hurricane Dorian skirted the entire eastern coastline resulting in some facility closures during the first week of September 2019. Other than the loss of revenue collection due to the storm, there was minimal impact. No facility damages were reported.



**STATISTICAL
SECTION**

FISCAL YEARS COMPARATIVE DATA

Beginning with the 1931/1932 Fiscal Year, the state began collecting taxes on pari-mutuel wagering. During that initial year, the pari-mutuel industry operated 462 racing days in Florida, which resulted in state revenue of \$737,301, total paid attendance of 1,157,161, and total pari-mutuel handle of \$17,365,424.

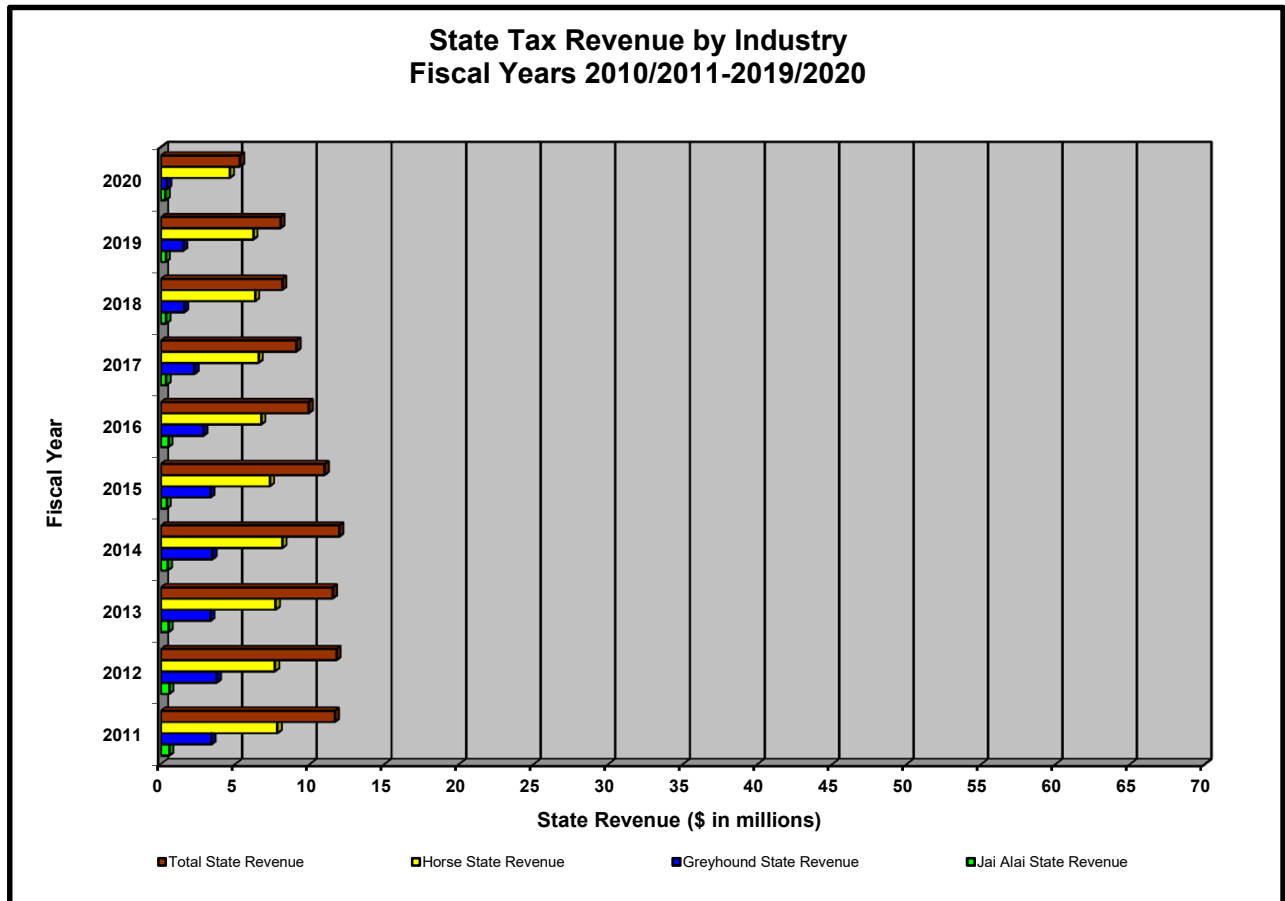
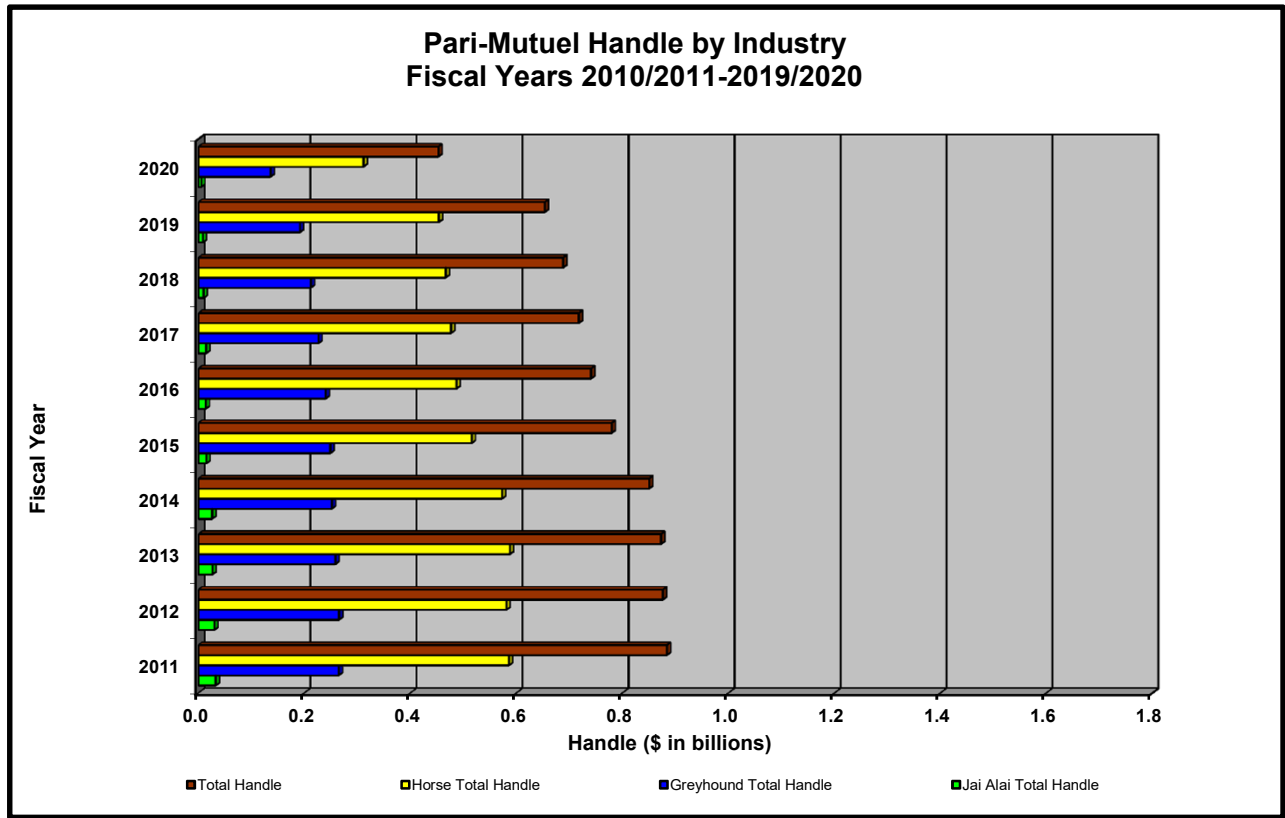
In most recent years, pari-mutuel handle has steadily declined. Since Fiscal Year 1931/1932, approximately \$77.3 billion in pari-mutuel handle wagered resulted in \$4.4 billion in state revenue. This fiscal year, the pari-mutuel industry operated 2,176 racing days, which resulted in state revenue of \$6,673,808, total paid attendance of 132,243, and total pari-mutuel handle of \$452,660,865.

Over the last 10 years, pari-mutuel wagering has experienced a 48.8 percent decline in handle, and total state revenue has decreased 51 percent, along with a 40 percent decrease in the number of racing days. Shown below is a summary of pari-mutuel handle and state revenue for Fiscal Years 2010/2011 through 2019/2020.

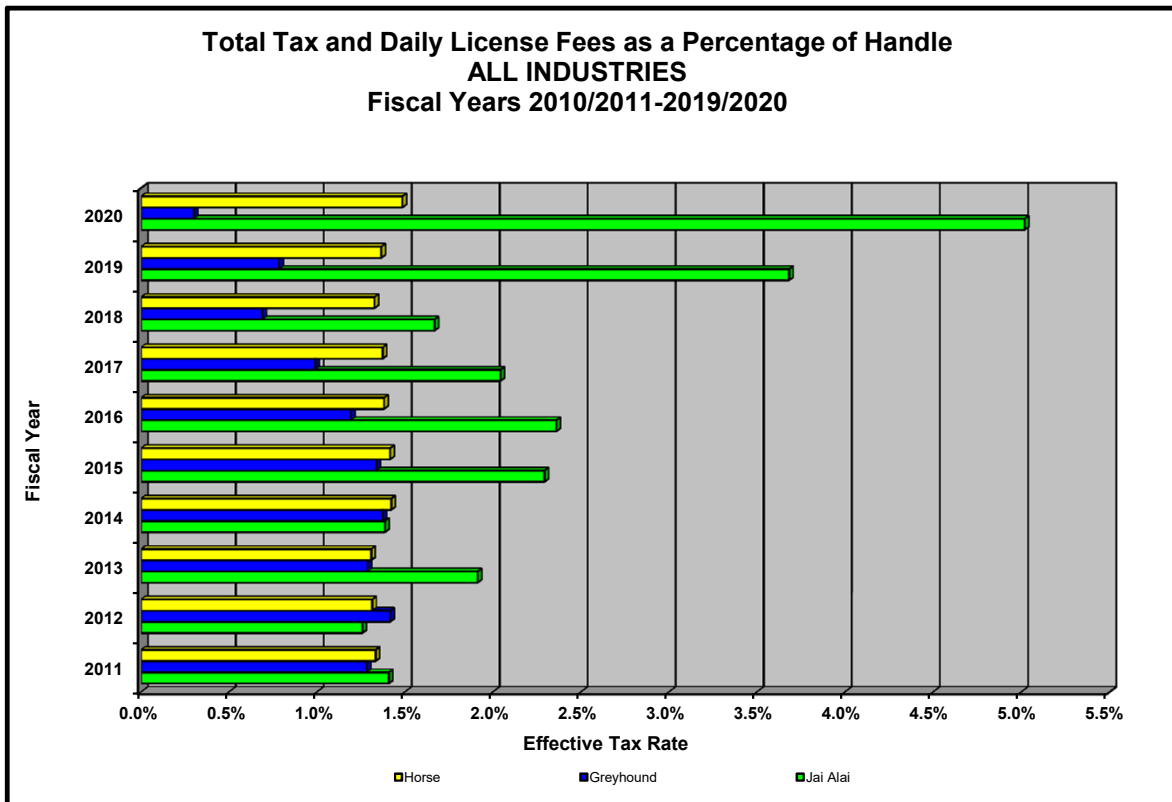
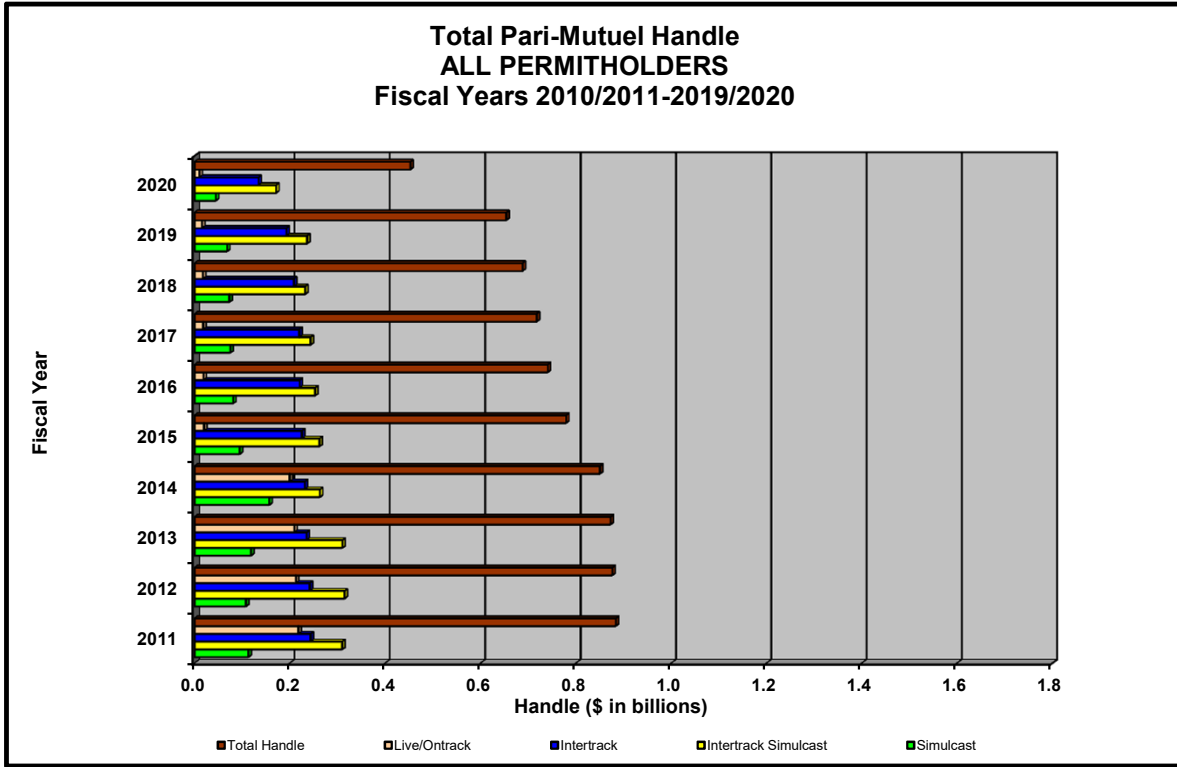
PARI-MUTUEL HANDLE AND STATE REVENUE SUMMARY					
<i>Fiscal Year</i>	<i>Number of Racing/Gaming Days</i>	<i>Total Paid Attendance</i>	<i>Total Pari-Mutuel Handle</i>	<i>Total State Revenue ⁽¹⁾</i>	<i>State Revenue as a Percent of Handle</i>
2010/2011	3,633	507,804	\$ 883,381,429	\$13,640,020	1.54%
2011/2012	3,602	469,497	\$ 876,146,485	\$13,802,723	1.58%
2012/2013	3,628	430,707	\$ 872,272,660	\$13,200,709	1.51%
2013/2014	3,582	383,864	\$ 850,136,735	\$13,785,681	1.62%
2014/2015	3,441	377,660	\$ 779,336,136	\$12,589,460	1.62%
2015/2016	3,416	348,081	\$ 740,622,948	\$11,832,484	1.60%
2016/2017	3,415	333,620	\$ 717,555,785	\$10,926,426	1.52%
2017/2018	3,149	318,621	\$ 688,030,290	\$8,519,787	1.24%
2018/2019	2,742	203,219	\$ 653,757,703	\$9,478,392	1.45%
2019/2020	2,176	132,243	\$ 452,660,865	\$6,673,808	1.47%

(1) This figure includes state revenue from pari-mutuel performances and other state revenue, and does not include state revenue from cardroom and slot operations.

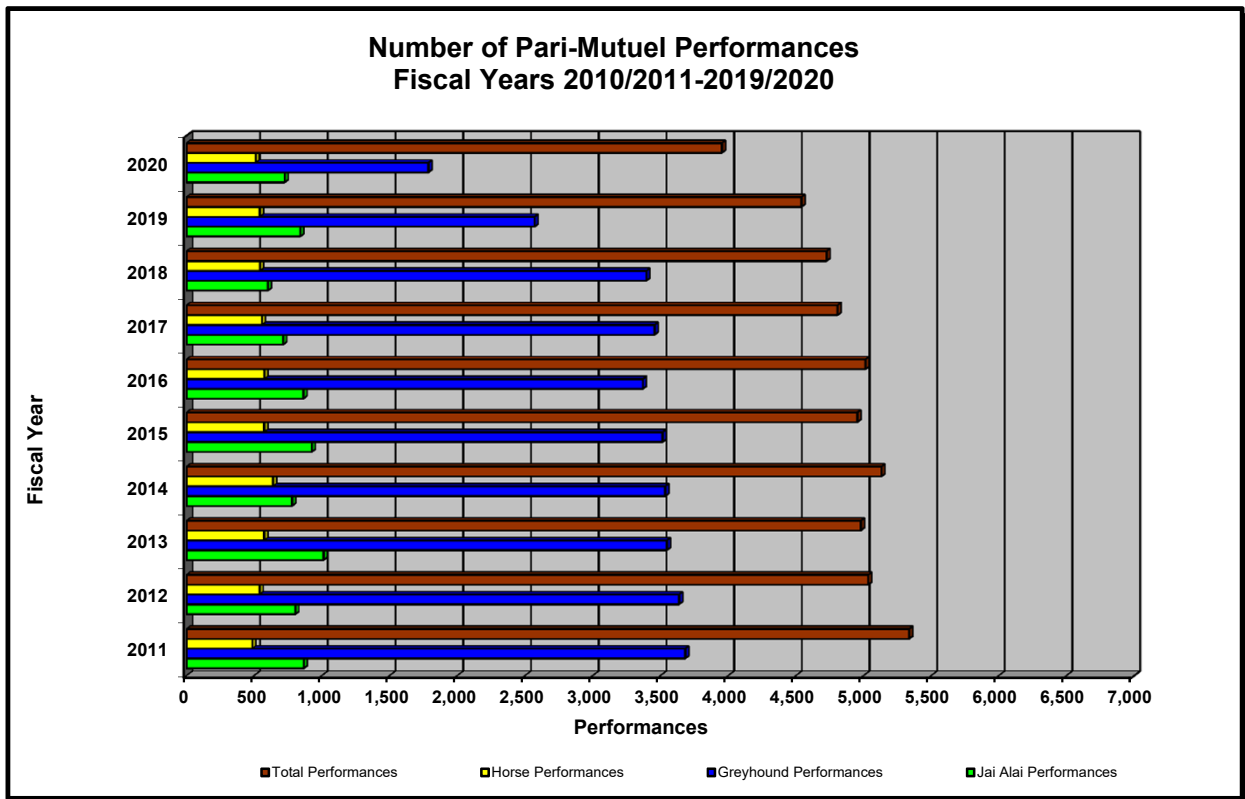
HISTORICAL PARI-MUTUEL WAGERING ACTIVITY



HISTORICAL PARI-MUTUEL WAGERING ACTIVITY



HISTORICAL PARI-MUTUEL WAGERING ACTIVITY



COMPONENTS OF PARI-MUTUEL HANDLE FROM PERFORMANCES

Fiscal Year 2019/2020

	Daily License Fee	Tax on Handle	Total Paid To Charities	Permittholder Revenues From Pari-Mutuel Handle	Public Pool	Total Handle
Greyhound Racing Permittholders						
Daytona Beach Kennel Club and Poker Room	\$0	\$0	\$0	\$3,213,867	\$10,978,492	\$14,192,359
St. Petersburg Kennel Club, Inc., d/b/a Derby Lane	9,600	0	63,441	2,490,326	8,256,408	10,819,775
Washington County Kennel Club, Inc., d/b/a Ebro Greyhound Park	2,240	0	1,593	188,096	405,423	597,352
831 Federal Highway Acquisition Holding, LLC	0	0	0	0	0	0
Jacksonville Kennel Club, Inc., d/b/a Bestbet Jacksonville	13,440	0	63,598	2,221,509	7,415,463	9,714,010
License Acquisitions, LLC, d/b/a Palm Beach Greyhound Racing	33,600	50,264	59,105	2,579,511	8,831,456	11,553,936
831 Federal Highway Acquisition, LLC (The Big Easy Casino)	0	0	0	0	0	0
Melbourne Greyhound Park	0	0	0	0	0	0
Naples-Ft. Myers Greyhound Track	11,360	0	60,035	1,593,736	5,627,182	7,292,313
Orange Park Kennel Club, Inc., d/b/a Bestbet Orange Park	13,440	0	61,087	2,609,156	8,578,437	11,262,120
Investment Corporation of Palm Beach, d/b/a Palm Beach Kennel Club	64,640	139,716	53,613	4,001,756	13,723,579	17,983,304
Penn-Sanford, LLC, d/b/a Sanford Orlando Kennel Club	6,880	0	18,235	1,800,233	6,515,349	8,340,697
Pensacola Greyhound Track	0	0	0	0	0	0
SOKC, LLC, d/b/a Sanford Orlando Kennel Club	0	0	0	847,017	3,013,057	3,860,074
Sarasota Kennel Club	0	0	0	0	0	0
Bayard Raceways, Inc., d/b/a St. Johns Greyhound Park	13,440	0	59,859	1,533,481	5,123,549	6,730,329
TBDG Acquisition, LLC, d/b/a Tampa Greyhound Track	19,200	17,730	80,246	3,498,957	11,729,830	15,345,963
West Volusia Racing, Inc., d/b/a Orange City Racing and Card Club	10,960	0	37,503	4,150,276	14,101,851	18,300,590
Total Greyhound Permittholders	\$198,800	\$207,710	\$558,315	\$30,727,921	\$104,300,076	\$135,992,822
Jai Alai Permittholders						
Calder Casino and Race Course	\$28,160	\$317	\$6	(\$26,071)	\$8,247	\$10,659
Dania Jai Alai	57,040	0	818	689,096	2,240,969	2,987,923
Dania Entertainment Center, LLC, d/b/a Dania Summer Jai Alai	22,080	0	658	202,567	678,804	904,109
West Flagler Associates d/b/a Edgewater Jai Alai	17,760	6,988	0	8,749	102,254	135,751
Fronton Holdings, LLC, d/b/a Ft. Pierce Jai Alai & Poker	0	0	0	0	0	0
Kings Court Key	1,280	0	0	(1,280)	2	2
West Flagler Associates d/b/a Magic City Jai Alai	41,640	0	370	143,876	573,443	759,329
Casino Miami, LLC	48,960	0	181	51,684	287,024	387,849
OBS Real Estate Holdings, LLC, d/b/a Ocala Gainesville Poker and Jai Alai	12,800	0	0	(12,783)	67	84
RB Jai Alai, LLC, d/b/a Orlando Events	12,800	0	0	(12,800)	0	0
Summer Jai Alai Partnership	20,360	0	252	28,048	150,324	198,984
Total Jai Alai Permittholders	\$262,880	\$7,305	\$2,285	\$1,071,086	\$4,041,134	\$5,384,690
Thoroughbred Racing Permittholders						
Calder Casino and Race Course	\$36,000	\$102,931	\$173,682	\$3,658,555	\$15,258,998	\$19,230,166
Gulfstream Park Thoroughbred After Racing Program	43,800	135,451	145,489	4,074,064	17,138,049	21,536,853
Gulfstream Park Racing and Casino	280,300	2,487,464	137,475	34,376,989	144,226,570	181,508,798
Tampa Bay Downs, Inc.	213,900	557,184	25,625	8,875,760	36,693,239	46,365,708
Tropical Park, LLC.	47,300	101,907	137,277	3,008,124	12,759,745	16,054,353
Total Thoroughbred Permittholders	\$621,300	\$3,384,937	\$619,548	\$53,993,492	\$226,076,601	\$284,695,878
Harness Racing Permittholders						
Isle Casino and Racing at Pompano Park	\$222,000	\$316,877	\$0	\$5,284,617	\$20,736,022	\$26,559,516
Quarter Horse Racing Permittholders						
Gretna Racing, LLC, d/b/a Creek Entertainment Gretna	\$12,000	\$0	\$0	(\$12,000)	\$0	\$0
Hamilton Downs	0	0	0	0	0	0
Ocala Breeders' Sales Company, Inc.	800	174	0	4,242	19,618	24,834
South Florida Racing Association, LLC (Hialeah Park)	32,100	17	0	(31,773)	1,346	1,690
South Marion Real Estate Holdings, LLC (Oxford Downs)	16,800	14	0	(16,587)	1,126	1,353
Tampa Bay Downs, Inc.	800	1	0	(786)	67	82
Total Quarter Horse Permittholders	\$62,500	\$206	\$0	(\$56,904)	\$22,157	\$27,959
TOTAL FOR ALL PERMITHOLDERS	\$1,367,480	\$3,917,035	\$1,180,148	\$91,020,212	\$355,175,990	\$452,660,865

TOTAL STATE REVENUE FROM PERFORMANCES

Fiscal Year 2019/2020

	LIVE			SIMULCAST			ITW	ITW SIM	CHARITY PERFORMANCES	TOTAL TAXES AND FEES DUE ^(A)
	Tax on Handle	Daily License Fee	Total Live Taxes and Fees Collected	Tax on Handle	Daily License Fee	Total Simulcast Taxes and Fees Collected	Tax on Handle	Tax on Handle	Daily License Fee	
Greyhound Racing Permitholders										
Daytona Beach Kennel Club and Poker Room	\$0	\$0	\$0	\$0	\$0	\$0	\$0	\$0	\$0	\$0
St. Petersburg Kennel Club, Inc., d/b/a Derby Lane	0	0	0	0	0	0	0	0	9,600	9,600
Washington County Kennel Club, Inc., d/b/a Ebro Greyhound Park	0	0	0	0	0	0	0	0	2,240	2,240
831 Federal Highway Acquisition Holding, LLC	0	0	0	0	0	0	0	0	0	0
Jacksonville Kennel Club, Inc., d/b/a Bestbet Jacksonville	0	0	0	0	0	0	0	0	13,440	13,440
License Acquisitions, LLC, d/b/a Palm Beach Greyhound Racing	20,308	19,200	39,508	0	0	0	29,956	0	14,400	83,864
831 Federal Highway Acquisition, LLC (The Big Easy Casino)	0	0	0	0	0	0	0	0	0	0
Melbourne Greyhound Park	0	0	0	0	0	0	0	0	0	0
Naples-Ft. Myers Greyhound Track	0	0	0	0	0	0	0	0	11,360	11,360
Orange Park Kennel Club, Inc., d/b/a Bestbet Orange Park	0	0	0	0	0	0	0	0	13,440	13,440
Investment Corporation of Palm Beach, d/b/a Palm Beach Kennel Club	62,318	51,440	113,758	0	0	0	77,398	0	13,200	204,356
Penn-Sanford, LLC, d/b/a Sanford Orlando Kennel Club	0	0	0	0	0	0	0	0	6,880	6,880
Pensacola Greyhound Track	0	0	0	0	0	0	0	0	0	0
SOKC, LLC, d/b/a Sanford Orlando Kennel Club	0	0	0	0	0	0	0	0	0	0
Sarasota Kennel Club	0	0	0	0	0	0	0	0	0	0
Bayard Raceways, Inc., d/b/a St. Johns Greyhound Park	0	0	0	0	0	0	0	0	13,440	13,440
TBDG Acquisition, LLC, d/b/a Tampa Greyhound Track	8,241	4,800	13,041	0	0	0	9,489	0	14,400	36,930
West Volusia Racing, Inc., d/b/a Orange City Racing and Card Club	0	0	0	0	0	0	0	0	10,960	10,960
Total Greyhound Permitholders	\$90,867	\$75,440	\$166,307	\$0	\$0	\$0	\$116,843	\$0	\$123,360	\$406,510
Jai Alai Permitholders										
Calder Casino and Race Course	\$0	\$26,560	\$26,560	\$0	\$0	\$0	\$317	\$0	\$1,600	\$28,477
Dania Jai Alai	0	56,080	56,080	0	0	0	0	0	960	57,040
Dania Entertainment Center, LLC, d/b/a Dania Summer Jai Alai	0	21,120	21,120	0	0	0	0	0	960	22,080
West Flagler Associates d/b/a Edgewater Jai Alai	280	17,760	18,040	0	0	0	6,708	0	0	24,748
Fronton Holdings, LLC, d/b/a Ft. Pierce Jai Alai & Poker	0	0	0	0	0	0	0	0	0	0
Kings Court Key	0	1,280	1,280	0	0	0	0	0	0	1,280
West Flagler Associates d/b/a Magic City Jai Alai	0	40,920	40,920	0	0	0	0	0	720	41,640
Casino Miami, LLC	0	48,320	48,320	0	0	0	0	0	640	48,960
OBS Real Estate Holdings, LLC, d/b/a Ocala Gainesville Poker and Jai Alai	0	12,800	12,800	0	0	0	0	0	0	12,800
RB Jai Alai, LLC, d/b/a Orlando Events	0	11,200	11,200	0	0	0	0	0	1,600	12,800
Summer Jai Alai Partnership	0	19,640	19,640	0	0	0	0	0	720	20,360
Total Jai Alai Permitholders	\$280	\$255,680	\$255,960	\$0	\$0	\$0	\$7,025	\$0	\$7,200	\$270,185
Thoroughbred Racing Permitholders										
Calder Casino and Race Course	\$7,148	\$28,700	\$35,848	\$0	\$0	\$0	\$95,783	\$0	\$7,300	\$138,931
Gulfstream Park Thoroughbred After Racing Program	27,271	35,100	62,371	0	0	0	108,180	0	8,700	179,251
Gulfstream Park Racing and Casino	128,299	112,700	240,999	155,039	159,000	314,039	391,530	1,812,596	8,600	2,767,764
Tampa Bay Downs, Inc.	38,471	92,900	131,371	8,919	115,000	123,919	174,060	335,734	6,000	771,084
Tropical Park, LLC	16,679	38,800	55,479	0	0	0	85,228	0	8,500	149,207
Total Thoroughbred Permitholders	\$217,868	\$308,200	\$526,068	\$163,958	\$274,000	\$437,958	\$854,781	\$2,148,330	\$39,100	\$4,006,237
Harness Racing Permitholders										
Isle Casino and Racing at Pompano Park	\$7,026	\$77,500	\$84,526	\$29,580	\$144,500	\$174,080	\$26,212	\$254,059	\$0	\$538,877
Quarter Horse Racing Permitholders										
Gretna Racing, LLC, d/b/a Creek Entertainment Gretna	\$0	\$12,000	\$12,000	\$0	\$0	\$0	\$0	\$0	\$0	\$12,000
Hamilton Downs	0	0	0	0	0	0	0	0	0	0
Ocala Breeders' Sales Company, Inc.	174	800	974	0	0	0	0	0	0	974
South Florida Racing Association, LLC (Hialeah Park)	17	32,100	32,117	0	0	0	0	0	0	32,117
South Marion Real Estate Holdings, LLC (Oxford Downs)	14	16,800	16,814	0	0	0	0	0	0	16,814
Tampa Bay Downs, Inc.	1	800	801	0	0	0	0	0	0	801
Total Quarter Horse Permitholders	\$206	\$62,500	\$62,706	\$0	\$0	\$0	\$0	\$0	\$0	\$62,706
TOTAL FOR ALL PERMITHOLDERS	\$316,247	\$779,320	\$1,095,567	\$193,538	\$418,500	\$612,038	\$1,004,861	\$2,402,389	\$169,660	\$5,284,515

(A) The amounts shown are taxes and fees due after the application of any applicable tax credits, and do not include admissions tax. See page 30 for total taxes and fees received.

TOTAL REGULAR AND CHARITY/SCHOLARSHIP HANDLE

Fiscal Year 2019/2020

	ON-TRACK		INTERTRACK		TOTAL REGULAR HANDLE	ON-TRACK		INTERTRACK		TOTAL CHARITY SCHOLARSHIP HANDLE	TOTAL HANDLE
	Live	Simulcast	ITW	ITWS		Live	Simulcast	ITW	ITWS		
Greyhound Racing Permitholders											
Daytona Beach Kennel Club and Poker Room	\$1,314,880	\$850,020	\$2,074,088	\$9,953,371	\$14,192,359	\$0	\$0	\$0	\$0	\$0	\$14,192,359
St. Petersburg Kennel Club, Inc., d/b/a Derby Lane	4,377,412	0	5,455,078	0	9,832,490	474,761	0	512,524	0	987,285	10,819,775
Washington County Kennel Club, Inc., d/b/a Ebro Greyhound Park	576,393	0	0	0	576,393	20,959	0	0	0	20,959	597,352
831 Federal Highway Acquisition Holding, LLC	0	0	0	0	0	0	0	0	0	0	0
Jacksonville Kennel Club, Inc., d/b/a Bestbet Jacksonville	2,622,818	0	5,840,795	0	8,463,613	428,131	0	822,266	0	1,250,397	9,714,010
License Acquisitions, LLC, d/b/a Palm Beach Greyhound Racing	3,223,982	0	7,104,550	0	10,328,532	362,658	0	862,746	0	1,225,404	11,553,936
831 Federal Highway Acquisition, LLC (The Big Easy Casino)	0	0	0	0	0	0	0	0	0	0	0
Melbourne Greyhound Park	0	0	0	0	0	0	0	0	0	0	0
Naples-Ft. Myers Greyhound Track	3,907,637	0	2,482,325	0	6,389,962	681,901	0	220,450	0	902,351	7,292,313
Orange Park Kennel Club, Inc., d/b/a Bestbet Orange Park	3,330,816	0	6,768,838	0	10,099,654	410,137	0	752,329	0	1,162,466	11,262,120
Investment Corporation of Palm Beach, d/b/a Palm Beach Kennel Club	6,241,862	0	10,702,014	0	16,943,876	392,922	0	646,506	0	1,039,428	17,983,304
Penn-Sanford, LLC, d/b/a Sanford Orlando Kennel Club	2,951,146	0	5,029,551	0	7,980,697	120,874	0	239,126	0	360,000	8,340,697
Pensacola Greyhound Track	0	0	0	0	0	0	0	0	0	0	0
SOKC, LLC, d/b/a Sanford Orlando Kennel Club	1,546,046	0	2,314,028	0	3,860,074	0	0	0	0	0	3,860,074
Sarasota Kennel Club	0	0	0	0	0	0	0	0	0	0	0
Bayard Raceways, Inc., d/b/a St. Johns Greyhound Park	1,945,057	0	3,670,283	0	5,615,340	414,392	0	700,597	0	1,114,989	6,730,329
TBDG Acquisition, LLC, d/b/a Tampa Greyhound Track	5,645,431	0	8,436,393	0	14,081,824	560,972	0	703,167	0	1,264,139	15,345,963
West Volusia Racing, Inc., d/b/a Orange City Racing and Card Club	1,615,565	943,635	3,008,639	11,837,062	17,404,901	115,329	43,585	167,816	568,959	895,689	18,300,590
Total Greyhound Permitholders	\$39,299,045	\$1,793,655	\$62,886,582	\$21,790,433	\$125,769,715	\$3,983,036	\$43,585	\$5,627,527	\$568,959	\$10,223,107	\$135,992,822
Jai Alai Permitholders											
Calder Casino and Race Course	\$5,671	\$0	\$4,516	\$0	\$10,187	\$380	\$0	\$92	\$0	\$472	\$10,659
Dania Jai Alai	1,104,426	0	1,833,737	0	2,938,163	19,852	0	29,908	0	49,760	2,987,923
Dania Entertainment Center, LLC, d/b/a Dania Summer Jai Alai	304,420	0	558,182	0	862,602	18,304	0	23,203	0	41,507	904,109
West Flagler Associates d/b/a Edgewater Jai Alai	13,974	0	121,777	0	135,751	0	0	0	0	0	135,751
Fronton Holdings, LLC, d/b/a Ft. Pierce Jai Alai & Poker	0	0	0	0	0	0	0	0	0	0	0
Kings Court Key	2	0	0	0	2	0	0	0	0	0	2
West Flagler Associates d/b/a Magic City Jai Alai	184,056	0	566,503	0	750,559	2,353	0	6,417	0	8,770	759,329
Casino Miami, LLC	159,096	0	222,215	0	381,311	3,551	0	2,987	0	6,538	387,849
OBS Real Estate Holdings, LLC, d/b/a Ocala Gainesville Poker and Jai Alai	84	0	0	0	84	0	0	0	0	0	84
RB Jai Alai, LLC, d/b/a Orlando Events	0	0	0	0	0	0	0	0	0	0	0
Summer Jai Alai Partnership	57,303	0	133,781	0	191,084	3,543	0	4,357	0	7,900	198,984
Total Jai Alai Permitholders	\$1,829,032	\$0	\$3,440,711	\$0	\$5,269,743	\$47,983	\$0	\$66,964	\$0	\$114,947	\$5,384,690
Thoroughbred Racing Permitholders											
Calder Casino and Race Course	\$1,429,634	\$0	\$6,722,070	\$0	\$8,151,704	\$280,035	\$0	\$1,706,573	\$9,091,854	\$11,078,462	\$19,230,166
Gulfstream Park Thoroughbred After Racing Program	5,454,199	0	6,113,385	0	11,567,584	1,376,912	2,006,657	1,427,304	5,158,396	9,969,269	\$21,536,853
Gulfstream Park Racing and Casino	25,659,693	31,007,828	22,880,288	88,864,827	168,412,636	6,532,426	1,199,414	2,902,248	2,462,074	13,096,162	181,508,798
Tampa Bay Downs, Inc.	9,621,799	1,783,887	12,265,022	19,948,868	43,619,576	1,371,446	14,076	1,220,147	140,463	2,746,132	46,365,708
Tropical Park, LLC.	3,335,788	0	4,718,241	0	8,054,029	781,899	1,053,935	1,303,516	4,860,974	8,000,324	16,054,353
Total Thoroughbred Permitholders	\$45,501,113	\$32,791,715	\$52,699,006	\$108,813,695	\$239,805,529	\$10,342,718	\$4,274,082	\$8,559,788	\$21,713,761	\$44,890,349	\$284,695,878
Harness Racing Permitholders											
Isle Casino and Racing at Pompano Park	\$1,405,157	\$5,915,916	\$876,805	\$18,361,638	\$26,559,516	\$0	\$0	\$0	\$0	\$0	\$26,559,516
Quarter Horse Racing Permitholders											
Gretna Racing, LLC, d/b/a Creek Entertainment Gretna	\$0	\$0	\$0	\$0	\$0	\$0	\$0	\$0	\$0	\$0	\$0
Hamilton Downs	0	0	0	0	0	0	0	0	0	0	0
Ocala Breeders' Sales Company, Inc.	24,834	0	0	0	24,834	0	0	0	0	0	24,834
South Florida Racing Association, LLC (Hialeah Park)	1,690	0	0	0	1,690	0	0	0	0	0	1,690
South Marion Real Estate Holdings, LLC (Oxford Downs)	1,353	0	0	0	1,353	0	0	0	0	0	1,353
Tampa Bay Downs, Inc.	82	0	0	0	82	0	0	0	0	0	82
Total Quarter Horse Permitholders	\$27,959	\$0	\$0	\$0	\$27,959	\$0	\$0	\$0	\$0	\$0	\$27,959
TOTAL FOR ALL PERMITHOLDERS	\$88,062,306	\$40,501,286	\$119,903,104	\$148,965,766	\$397,432,462	\$14,373,737	\$4,317,667	\$14,254,279	\$22,282,720	\$55,228,403	\$452,660,865

TOTAL INTERTRACK WAGERING HANDLE BY GUEST

Fiscal Year 2019/2020

HOST PERMITHOLDER

GUEST PERMITHOLDER	HOST PERMITHOLDER						
	DAYTONA	DERBY LANE	JACKSONVILLE	LICENSE ACQUISITIONS	NAPLES-FT. MYERS	ORANGE PARK	PALM BEACH
Greyhound Permitholders							
Daytona Beach Kennel Club and Poker Room	\$0	\$235,861	\$0	\$0	\$84,610	\$292,353	\$345,155
St. Petersburg Kennel Club, Inc., d/b/a Derby Lane	1,008,883	0	958,904	844,594	191,246	724,605	1,081,964
Washington County Kennel Club, Inc., d/b/a Ebro Greyhound Park	355,979	165,590	127,421	128,460	0	176,150	187,410
831 Federal Highway Acquisition Holding, LLC	651,434	0	362,217	467,806	39,960	116,351	206,859
Jacksonville Kennel Club, Inc., d/b/a Bestbet Jacksonville	1,085,207	372,655	642,309	367,611	168,204	792,081	683,187
License Acquisitions, LLC, d/b/a Palm Beach Greyhound Racing	0	0	602,056	0	0	0	0
831 Federal Highway Acquisition, LLC (The Big Easy Casino)	1,136,706	242,566	0	0	193,506	231,306	342,138
Melbourne Greyhound Park	420,627	138,834	100,511	199,827	59,021	140,795	394,182
Naples-Ft. Myers Greyhound Track	468,875	282,894	172,138	498,564	0	237,634	560,177
Orange Park Kennel Club, Inc., d/b/a Bestbet Orange Park	2,120,303	717,019	0	803,786	273,756	0	1,342,167
Investment Corporation of Palm Beach, d/b/a Palm Beach Kennel Club	370,619	578,049	0	0	265,279	700,528	0
Penn-Sanford, LLC, d/b/a Sanford Orlando Kennel Club	330,631	0	498,825	697,291	32,969	198,973	323,165
Pensacola Greyhound Track	168,622	0	586,112	414,837	149,289	708,641	588,492
SOKC, LLC, d/b/a Sanford Orlando Kennel Club	1,261,619	560,469	0	0	253,147	391,113	664,358
Sarasota Kennel Club	584,347	451,159	213,935	443,129	130,966	261,883	624,888
TBDG Acquisition, LLC, d/b/a Tampa Greyhound Track	224,693	906,203	580,343	736,210	234,738	652,280	988,390
West Volusia Racing, Inc., d/b/a Orange City Racing and Card Club	158,895	27,979	294,734	301,802	0	35,622	112,193
Total Greyhound Permitholders	\$10,347,440	\$4,679,278	\$5,139,505	\$5,903,917	\$2,076,691	\$5,660,315	\$8,444,725
Jai Alai Permitholders							
Calder Casino and Race Course	\$245	\$0	\$1,908	\$3,718	\$0	\$470	\$2,513
Casino Miami, LLC	212,667	33,860	0	0	31,477	59,827	66,392
Dania Jai Alai	453,934	65,801	0	0	57,938	147,128	156,233
Dania Entertainment Center, LLC, d/b/a Dania Summer Jai Alai	0	13,249	110,307	91,241	0	0	19,894
West Flagler Associates d/b/a Edgewater Jai Alai	51,565	67,046	0	0	0	0	124,003
Fronton Holdings, LLC, d/b/a Ft. Pierce Jai Alai & Poker	39,155	58,356	78,567	200,751	81,960	83,540	259,337
West Flagler Associates d/b/a Magic City Jai Alai	0	0	324,515	446,363	0	0	0
OBS Real Estate Holdings, LLC, d/b/a Ocala Gainesville Poker and Jai Alai	46,833	109,172	114,231	111,390	47,600	118,839	164,652
Summer Jai Alai Partnership	712,554	143,764	28,877	127,192	189,234	418,404	638,767
Total Jai Alai Permitholders	\$1,516,953	\$491,248	\$658,405	\$980,655	\$408,209	\$828,208	\$1,431,791
Thoroughbred Permitholders							
Calder Casino and Race Course	\$0	\$0	\$0	\$0	\$0	\$0	\$0
Gulfstream Park Racing and Casino	0	0	0	0	0	0	0
Tampa Bay Downs, Inc.	0	323,682	178,477	225,968	0	227,640	323,032
Total Thoroughbred Permitholders	\$0	\$323,682	\$178,477	\$225,968	\$0	\$227,640	\$323,032
Harness Permitholders							
Isle Casino and Racing at Pompano Park	\$0	\$0	\$291,182	\$384,349	\$100,875	\$337,390	\$543,354
Quarter Horse Permitholders							
Gretna Racing, LLC, d/b/a Creek Entertainment Gretna	\$86,885	\$243,065	\$253,541	\$203,634	\$117,000	\$343,361	\$291,230
Ocala Breeders' Sales Company, Inc.	34,748	169,487	47,494	102,178	0	56,552	171,769
South Florida Racing Association, LLC (Hialeah Park)	0	0	0	0	0	0	0
South Marion Real Estate Holdings, LLC (Oxford Downs)	41,433	60,842	94,457	166,595	0	67,701	142,619
Total Quarter Horse Permitholders	\$163,066	\$473,394	\$395,492	\$472,407	\$117,000	\$467,614	\$605,618
TOTAL FOR ALL PERMITHOLDERS	\$12,027,459	\$5,967,602	\$6,663,061	\$7,967,296	\$2,702,775	\$7,521,167	\$11,348,520

CONTINUED ON NEXT PAGE

Note: Figures above include handle from charity/scholarship performances.

TOTAL INTERTRACK WAGERING HANDLE BY GUEST

Fiscal Year 2019/2020

HOST PERMITHOLDER

GUEST PERMITHOLDER	PENN SANFORD	SOKC, LLC	ST. JOHNS	TAMPA GREYHOUND	WEST VOLUSIA RACING	CALDER JAI ALAI	DANIA	DANIA SUMMER	Edgewater Jai Alai	MAGIC CITY	MIAMI
Greyhound Permitholders											
Daytona Beach Kennel Club and Poker Room	\$226,096	\$94,782	\$100,531	\$46,934	\$0	\$173	\$106,411	\$58,539	\$3,309	\$65,975	\$6,724
St. Petersburg Kennel Club, Inc., d/b/a Derby Lane	511,782	206,937	578,691	0	1,413,009	0	128,330	40,008	14,900	68,410	19,774
Washington County Kennel Club, Inc., d/b/a Ebro Greyhound Park	0	0	107,263	380,422	474,234	0	0	272	0	0	0
831 Federal Highway Acquisition Holding, LLC	428,708	0	104,323	455,526	2,697,460	0	38,393	43,438	0	0	5,174
Jacksonville Kennel Club, Inc., d/b/a Bestbet Jacksonville	317,721	146,399	585,380	445,228	1,208,375	0	0	0	13,736	12,867	17,859
License Acquisitions, LLC, d/b/a Palm Beach Greyhound Racing	348,838	0	96,192	481,645	368,260	1,031	0	43,993	0	52,039	0
831 Federal Highway Acquisition, LLC (The Big Easy Casino)	0	180,377	68,162	0	0	0	64,507	0	1,202	0	6,148
Melbourne Greyhound Park	138,068	57,180	84,644	180,157	444,522	1,928	161,388	55,973	21,055	84,984	23,421
Naples-Ft. Myers Greyhound Track	222,323	98,562	89,547	545,411	543,459	92	50,123	11,666	2,047	37,203	5,253
Orange Park Kennel Club, Inc., d/b/a Bestbet Orange Park	624,405	278,001	0	915,750	2,690,200	0	0	0	9,449	31,229	25,386
Investment Corporation of Palm Beach, d/b/a Palm Beach Kennel Club	169,141	233,661	364,654	230,422	86,177	0	143,548	0	18,486	0	17,905
Penn-Sanford, LLC, d/b/a Sanford Orlando Kennel Club	0	0	141,769	858,343	1,804,653	0	0	0	0	0	0
Pensacola Greyhound Track	451,582	190,769	384,186	0	261,305	0	30,509	11,224	0	0	3,252
SOKC, LLC, d/b/a Sanford Orlando Kennel Club	0	0	104,845	0	0	0	0	0	0	0	0
Sarasota Kennel Club	193,171	83,792	173,634	680,821	830,290	0	0	0	9,758	0	0
TBDG Acquisition, LLC, d/b/a Tampa Greyhound Track	616,021	250,058	419,674	1,515,053	388,510	0	127,953	41,676	12,953	96,133	34,075
West Volusia Racing, Inc., d/b/a Orange City Racing and Card Club	217,203	99,410	123,317	231,933	175,409	361	141,618	29,877	4,906	20,681	12,513
Total Greyhound Permitholders	\$4,465,059	\$1,919,928	\$3,526,812	\$6,967,645	\$13,385,863	\$3,585	\$992,780	\$336,666	\$111,801	\$469,521	\$177,484
Jai Alai Permitholders											
Calder Casino and Race Course	\$6,412	\$0	\$1,599	\$3,011	\$3,053	\$0	\$1,381	\$1,142	\$0	\$4,658	\$0
Casino Miami, LLC	5,580	26,608	17,439	10,164	0	0	206,071	0	5,020	0	0
Dania Jai Alai	30,519	54,436	13,989	43,444	115,772	0	0	0	0	0	11,124
Dania Entertainment Center, LLC, d/b/a Dania Summer Jai Alai	47,650	0	30,378	73,263	404,074	315	0	0	4,956	45,269	0
West Flagler Associates d/b/a Edgewater Jai Alai	0	0	40,193	0	0	0	0	0	0	0	0
Fronton Holdings, LLC, d/b/a Ft. Pierce Jai Alai & Poker	0	0	25,472	125,863	61,160	0	127,272	41,387	0	0	0
West Flagler Associates d/b/a Magic City Jai Alai	113,864	0	0	213,890	802,599	46	0	23,786	0	0	0
OBS Real Estate Holdings, LLC, d/b/a Ocala Gainesville Poker and Jai Alai	108,904	48,250	79,048	149,120	60,537	0	107,240	37,297	0	0	11,384
Summer Jai Alai Partnership	84,162	75,616	166,778	193,441	493,711	0	78,513	28,146	0	0	6,493
Total Jai Alai Permitholders	\$397,091	\$204,910	\$374,896	\$812,196	\$1,940,906	\$361	\$520,477	\$131,758	\$9,976	\$49,927	\$29,001
Thoroughbred Permitholders											
Calder Casino and Race Course	\$0	\$0	\$0	\$0	\$0	\$0	\$0	\$0	\$0	\$0	\$0
Gulfstream Park Racing and Casino	0	0	0	0	0	0	0	0	0	0	0
Tampa Bay Downs, Inc.	183,851	101,117	54,191	643,285	0	0	79,420	22,455	0	33,398	11,715
Total Thoroughbred Permitholders	\$183,851	\$101,117	\$54,191	\$643,285	\$0	\$0	\$79,420	\$22,455	\$0	\$33,398	\$11,715
Harness Permitholders											
Isle Casino and Racing at Pompano Park	\$0	\$0	\$187,788	\$0	\$0	\$662	\$198,885	\$63,021	\$0	\$20,074	\$0
Quarter Horse Permitholders											
Gretna Racing, LLC, d/b/a Creek Entertainment Gretna	\$222,676	\$88,073	\$171,232	\$380,159	\$124,579	\$0	\$17,533	\$7,833	\$0	\$0	\$0
Ocala Breeders' Sales Company, Inc.	0	0	33,653	145,760	40,792	0	54,550	19,652	0	0	7,002
South Florida Racing Association, LLC (Hialeah Park)	0	0	0	0	0	0	0	0	0	0	0
South Marion Real Estate Holdings, LLC (Oxford Downs)	0	0	22,308	190,515	90,336	0	0	0	0	0	0
Total Quarter Horse Permitholders	\$222,676	\$88,073	\$227,193	\$716,434	\$255,707	\$0	\$72,083	\$27,485	\$0	\$0	\$7,002
TOTAL FOR ALL PERMITHOLDERS	\$5,268,677	\$2,314,028	\$4,370,880	\$9,139,560	\$15,582,476	\$4,608	\$1,863,645	\$581,385	\$121,777	\$572,920	\$225,202

CONTINUED FROM PREVIOUS PAGE

CONTINUED ON NEXT PAGE

Note: Figures above include handle from charity/scholarship performances.

TOTAL INTERTRACK WAGERING HANDLE BY GUEST

Fiscal Year 2019/2020	HOST PERMITHOLDER							TOTAL
	GUEST PERMITHOLDER	SUMMER	CALDER	GULFSTREAM PARK	GULFSTREAM PARK AFTER RACING PROGRAM	TAMPA BAY DOWNS	TROPICAL PARK	
Greyhound Permitholders								
Daytona Beach Kennel Club and Poker Room	\$11,874	\$201,942	\$2,627,447	\$171,181	\$690,961	\$320,314	\$900,504	\$6,591,676
St. Petersburg Kennel Club, Inc., d/b/a Derby Lane	8,524	518,407	5,147,492	579,307	1,484,642	700,842	982,811	17,214,062
Washington County Kennel Club, Inc., d/b/a Ebro Greyhound Park	0	138,343	750,170	146,047	115,775	121,303	0	3,374,839
831 Federal Highway Acquisition Holding, LLC	0	160,575	1,078,463	260,676	410,234	67,649	808,845	8,404,091
Jacksonville Kennel Club, Inc., d/b/a Bestbet Jacksonville	11,993	295,909	2,861,318	247,436	801,333	368,242	572,942	12,017,992
License Acquisitions, LLC, d/b/a Palm Beach Greyhound Racing	3,568	563,365	5,579,850	1,575,228	1,558,376	456,628	1,330,074	13,061,143
831 Federal Highway Acquisition, LLC (The Big Easy Casino)	0	0	961,107	0	207,330	143,951	357,910	4,136,916
Melbourne Greyhound Park	26,763	566,570	4,609,777	453,461	1,110,532	664,861	626,461	10,765,542
Naples-Ft. Myers Greyhound Track	7,233	893,413	8,294,666	726,548	1,917,864	553,236	998,752	17,217,680
Orange Park Kennel Club, Inc., d/b/a Bestbet Orange Park	20,263	447,130	3,812,836	417,593	1,136,955	551,201	75,279	16,292,708
Investment Corporation of Palm Beach, d/b/a Palm Beach Kennel Club	10,088	1,284,076	12,556,062	0	3,078,504	1,579,552	1,950,049	23,636,800
Penn-Sanford, LLC, d/b/a Sanford Orlando Kennel Club	0	982,538	5,330,486	1,167,806	1,503,398	275,445	1,171,502	15,317,794
Pensacola Greyhound Track	0	193,545	401,836	225,846	163,254	177,435	0	5,110,736
SOKC, LLC, d/b/a Sanford Orlando Kennel Club	0	0	3,819,843	0	851,021	629,784	576,893	9,113,092
Sarasota Kennel Club	0	612,344	4,976,263	517,832	1,386,326	731,532	853,611	13,759,681
TBDG Acquisition, LLC, d/b/a Tampa Greyhound Track	21,405	485,300	4,653,932	496,336	1,595,390	418,984	1,250,944	16,747,254
West Volusia Racing, Inc., d/b/a Orange City Racing and Card Club	4,672	391,205	2,394,277	339,591	643,934	205,575	978,301	6,946,008
Total Greyhound Permitholders	\$126,383	\$7,734,662	\$69,855,825	\$7,324,888	\$18,655,829	\$7,966,534	\$13,434,878	\$199,708,014
Jai Alai Permitholders								
Calder Casino and Race Course	\$197	\$0	\$0	\$0	\$0	\$0	\$0	\$30,307
Casino Miami, LL	0	0	604,869	0	117,771	70,614	158,752	1,627,111
Dania Jai Alai	2,293	144,578	1,745,266	0	379,053	0	281,725	3,703,233
Dania Entertainment Center, LLC, d/b/a Dania Summer Jai Alai	2,218	91,256	1,092,608	278,259	260,168	214,388	321,824	3,101,327
West Flagler Associates d/b/a Edgewater Jai Alai	0	0	154,873	0	22,941	167,118	0	627,739
Fronton Holdings, LLC, d/b/a Ft. Pierce Jai Alai & Poker	0	233,183	1,866,649	226,002	424,994	61,269	1,502	3,996,419
West Flagler Associates d/b/a Magic City Jai Alai	0	38,134	564,078	347,608	73,704	95,777	147,703	3,192,067
OBS Real Estate Holdings, LLC, d/b/a Ocala Gainesville Poker and Jai Alai	0	109,559	960,647	129,790	301,178	139,724	173,254	3,128,649
Summer Jai Alai Partnership	0	266,863	1,492,957	0	314,413	0	300,650	5,760,535
Total Jai Alai Permitholders	\$4,708	\$883,573	\$8,481,947	\$981,659	\$1,894,222	\$748,890	\$1,385,420	\$25,167,387
Thoroughbred Permitholders								
Calder Casino and Race Course	\$0	\$0	\$9	\$0	\$0	\$0	\$0	\$9
Gulfstream Park Racing and Casino	0	4,561,379	0	0	7,034,214	0	2,210,903	13,806,496
Tampa Bay Downs, Inc.	4,494	1,371,171	12,535,961	1,164,297	0	290,775	1,489,129	19,264,058
Total Thoroughbred Permitholders	\$4,494	\$5,932,550	\$12,535,970	\$1,164,297	\$7,034,214	\$290,775	\$3,700,032	\$33,070,563
Harness Permitholders								
Isle Casino and Racing at Pompano Park	\$2,553	\$1,291,394	\$12,139,016	\$1,367,749	\$2,767,666	\$575,718	\$0	\$20,271,676
Quarter Horse Permitholders								
Gretna Racing, LLC, d/b/a Creek Entertainment Gretna	\$0	\$73,026	\$976,059	\$86,425	\$184,533	\$126,456	\$245,406	\$4,242,706
Ocala Breeders' Sales Company, Inc.	0	678,475	5,667,447	705,471	1,397,540	701,572	258,119	10,292,261
South Florida Racing Association, LLC (Hialeah Park)	0	765,469	6,117,329	901,175	1,283,193	423,365	75,454	9,565,985
South Marion Real Estate Holdings, LLC (Oxford Downs)	0	161,348	1,335,844	167,421	357,303	49,421	139,134	3,087,277
Total Quarter Horse Permitholders	\$0	\$1,678,318	\$14,096,679	\$1,860,492	\$3,222,569	\$1,300,814	\$718,113	\$27,188,229
TOTAL FOR ALL PERMITHOLDERS	\$138,138	\$17,520,497	\$117,109,437	\$12,699,085	\$33,574,500	\$10,882,731	\$19,238,443	\$305,405,869

CONTINUED FROM PREVIOUS PAGE

Note: Figures above include handle from charity/scholarship performances.

CHARITY AND SCHOLARSHIP PERFORMANCES

Each permitholder may operate up to five additional days designated as charity or scholarship days during their regular meet. Pursuant to Section 550.0351, Florida Statutes, proceeds from these additional days are paid to approved charities, major state and private institutions of higher learning, community colleges, the Historical Resources Operating Trust Fund, and the Racing Scholarship Trust Fund (Board of Governors' Operations and Maintenance Trust Fund). A list of proposed recipients is submitted annually by the permitholder to the division. A minimum of \$1,199,970 was paid to charitable organizations during Fiscal Year 2019/2020, bringing the total proceeds disbursed since 1985 to \$87,047,345.

RACING SCHOLARSHIP TRUST FUND

The Board of Governors, within the Department of Education, oversees the Board of Governors' Operations and Maintenance Trust Fund and ensures that the referenced contributions are used to provide scholarships to deserving students attending Florida's colleges and universities. A total of \$16,890,342 has been paid to this fund since the program began in 1949.

Racing Scholarship Trust Fund	
Washington County Kennel Club, Inc.	\$833
Total For 2019/2020 Fiscal Year	\$833

ABANDONED WINNING TICKETS

Abandoned pari-mutuel tickets are winning tickets that remain uncashed for a period of one year. The value of greyhound and jai alai abandoned tickets for live on-track races or games escheat to the state. These funds are deposited into the Department of Education's State School Trust Fund for the support and maintenance of Florida's public schools. Since 1957, the total paid into this fund is \$99,150,525. The amount collected from abandoned winning tickets for the State School Trust Fund for this fiscal year is detailed below.

Abandoned Winning Tickets	
Greyhound Permitholders	\$564,763
Jai Alai Permitholders	12,296
Total For 2019/2020 Fiscal Year	\$577,059

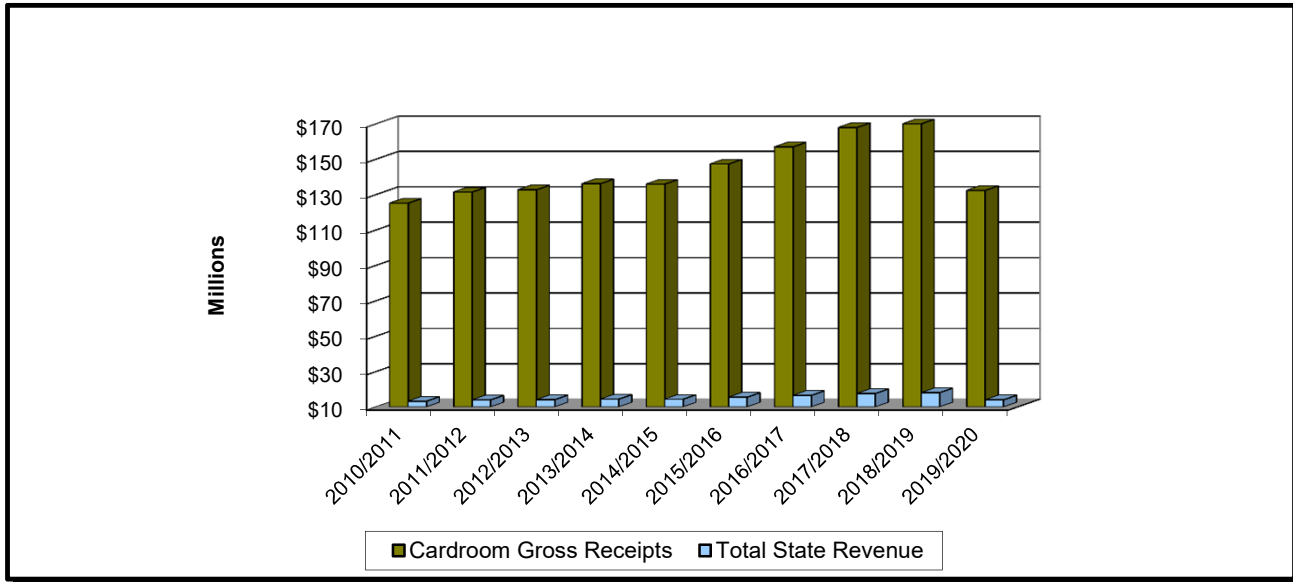
In harness and quarter horse racing, abandoned winning tickets are paid to the respective breeders' associations. Abandoned winning tickets from thoroughbred horse racing are retained by the permitholder.

CARDROOM COMPARATIVE DATA

During Fiscal Year 2019/2020, there were 26 permitholders that obtained a cardroom license. Of those, 25 operated at pari-mutuel facilities located throughout the state. The number of cardroom tables decreased from 824 in Fiscal Year 2018/2019, to 796 in Fiscal Year 2019/2020. Cardroom gross receipts decreased from \$172,085,233 to \$132,392,085 and the gross receipts tax decreased from \$17,208,523 to \$13,239,209 this fiscal year. Table fees decreased from \$824,000 to \$796,000 this fiscal year. The overall result was an decreased in total state revenue from \$18,032,523 to \$14,035,209 this fiscal year.

Cardroom tax revenue is distributed 50 percent between the Pari-Mutuel Wagering Trust Fund and the General Revenue Fund. In accordance with Section 849.086(13)(h), Florida Statutes, one quarter of the moneys deposited into the Pari-Mutuel Wagering Trust Fund must be distributed to counties and municipalities that approved the cardroom. In October 2020, the division distributed approximately \$1,654,901 to the counties/municipalities from cardroom gross receipts.

CARDROOM GROSS RECEIPTS AND TOTAL STATE REVENUE FISCAL YEARS 2010/2011 THROUGH 2019/2020



CARDROOM GROSS RECEIPTS AND STATE REVENUE SUMMARY

Fiscal Year	Total Cardroom Gross Receipts	Gross Receipts Tax	Table Fees Collected ^(A)	Total State Revenue (Gross Receipts Tax plus Table Fees)	Total State Revenue as a Percent of Gross Receipts
2010/2011	\$125,141,080	\$12,514,108	\$718,000	\$13,232,108	10.57%
2011/2012	\$131,447,663	\$13,144,767	\$834,000	\$13,978,767	10.63%
2012/2013	\$132,690,415	\$13,269,045	\$810,000	\$14,079,045	10.61%
2013/2014	\$136,163,616	\$13,615,464	\$788,000	\$14,403,464	10.58%
2014/2015	\$135,888,902	\$13,589,789	\$755,000	\$14,344,789	10.56%
2015/2016	\$147,298,438	\$14,729,654	\$774,000	\$15,503,654	10.53%
2016/2017	\$156,914,074	\$15,692,825	\$805,000	\$16,497,825	10.51%
2017/2018	\$167,950,581	\$16,795,063	\$786,000	\$17,587,063	10.47%
2018/2019	\$172,085,233	\$17,208,523	\$824,000	\$18,032,523	10.48%
2019/2020	\$132,392,085	\$13,239,209	\$796,000	\$14,035,209	10.60%

^(A) Beginning 2018/2019 Table Fees Collected are reported as the amount collected during the Fiscal Year instead of the number of approved tables per the permitholders cardroom license.

SLOT COMPARATIVE DATA


During Fiscal Year 2019/2020, the total amount wagered by patrons was \$6,522,028,077. Total net slot revenue was \$426,548,767. As a result, the total taxes paid to the state was \$149,292,068, a 26 percent decrease in total paid slot taxes from the previous fiscal year. A total of \$18 million was collected in annual slot fees, including the Compulsive or Addictive Gambling Prevention Program Fee, per Section 551.118(3), Florida Statutes. For further details, see the Summary of State Revenue From Pari-Mutuel, Cardroom, Slot Activity, and Indian Gaming Compact (page 28) of this report.

HISTORICAL SLOT FACILITY ACTIVITY		
Fiscal Year	Total Amount Wagered	Total State Revenue
2006/2007	\$1,114,108,466	\$49,620,582
2007/2008	\$3,023,981,126	\$120,560,317
2008/2009	\$2,701,341,778	\$103,895,351
2009/2010	\$3,840,468,455	\$138,125,105
2010/2011	\$5,054,297,731	\$125,063,886
2011/2012	\$6,045,432,393	\$143,962,346
2012/2013	\$6,690,513,855	\$152,532,223
2013/2014	\$7,953,652,039	\$174,024,068
2014/2015	\$7,979,515,007	\$182,584,841
2015/2016	\$8,237,416,807	\$187,977,011
2016/2017	\$8,432,779,498	\$192,239,320
2017/2018	\$8,268,257,753	\$192,876,273
2018/2019	\$8,582,397,464	\$201,094,536
2019/2020	\$6,522,028,077	\$149,292,068


FISCAL YEAR 2019/2020								
	Gulfstream Operations Began 11/15/2006	Big Easy Operations Began 12/28/2006	Pompano Park Operations Began 4/14/2007	West Flagler Operations Began 10/15/2009	Calder Operations Began 1/22/2010	Miami Jai Alai Operations Began 1/23/2012	Hialeah Park Operations Began 8/14/2013	Dania Jai Alai Operations Began 2/20/2014
Average Number of Machines	709	704	1,404	794	1,103	979	847	728
Number of Operating Days	273	280	281	281	279	280	280	280
Average Daily Revenue per Machine	\$157	\$126	\$211	\$337	\$229	\$195	\$264	\$130
Amount Wagered	\$490,181,526	\$371,512,637	\$996,407,386	\$1,219,801,407	\$1,054,796,226	\$840,061,645	\$1,079,688,410	\$469,578,840
Amount Won By Patrons	\$451,116,785	\$340,632,848	\$901,476,466	\$1,138,933,533	\$961,239,690	\$776,068,410	\$1,010,689,578	\$432,365,343
Promotional Credits	\$8,723,629	\$5,964,297	\$11,830,541	\$5,850,888	\$23,133,729	\$10,725,091	\$6,445,906	\$10,847,987
30-Day Unclaimed Tickets	\$31,894	\$22,463	\$120,250	\$38,476	\$59,804	\$76,314	\$47,246	\$28,197
Winnings Withheld	\$0	\$0	\$0	\$20,854	\$38,232	\$0	\$81,681	\$0
Net Slot Machine Revenue	\$30,373,007	\$24,937,955	\$83,220,629	\$75,076,316	\$70,520,842	\$53,344,459	\$62,681,852	\$26,393,707
State Tax Revenue ⁽¹⁾	\$10,630,552	\$8,728,284	\$29,127,220	\$26,276,711	\$24,682,295	\$18,670,560	\$21,938,648	\$9,237,798
Permitholder Revenue	\$19,742,455	\$16,209,671	\$54,093,409	\$48,799,605	\$45,838,547	\$34,673,899	\$40,743,204	\$17,155,909
Total State Revenue as a Percent of Amount Wagered	2.17%	2.35%	2.92%	2.15%	2.34%	2.22%	2.03%	1.97%

(1) Taxes paid on net slot machine revenue were accounted for by the division, then immediately transferred to the Department of Education's Educational Enhancement Trust Fund.

**DATA BY
PERMITHOLDER/FACILITY**



GREYHOUND PERMITHOLDERS



Florida has 19 greyhound permitholders, 13 of them operated live performances at seven tracks throughout the state. A total of 1,785 completed performances, including charity and scholarship performances, were conducted during this past fiscal year, a decrease of approximately 31 percent from the previous year.

During Fiscal Year 2019/2020, handle wagered on live greyhound performances decreased by approximately 32 percent. Intertrack handle wagered on broadcasts of live Florida greyhound performances decreased by approximately 31 percent. Simulcast handle wagered on broadcasts of performances from outside the state decreased by approximately 18 percent. Intertrack simulcast handle wagered on broadcast of performances from outside the state decreased by approximately 14 percent. Overall, there was a decrease in total handle by approximately 29 percent for the Florida greyhound industry.

Total paid attendance decreased by approximately 27 percent from the prior year. The division reports only paid attendance and does not include free admissions or complimentary passes in its data. Total greyhound revenue to the state decreased by approximately 70 percent during Fiscal Year 2019/2020. The greyhound industry accounted for approximately eight percent of Florida's total pari-mutuel revenue and 30.04 percent of total handle from pari-mutuel performances.

Greyhound permitholders reported paying a total of \$14,191,527 in purses during Fiscal Year 2019/2020. For more detail on purses paid, please refer to the information below by permitholder. The division was able to confirm reported purse amounts from the weekly purse reports submitted in accordance with Rule 61D-8.006, Florida Administrative Code.

All of Florida's greyhound permitholders actively sponsor greyhound adoption programs. Many of the state's greyhound tracks provide for on-site adoption booths, animal welfare, funding, advertising, special events and public information. Section 550.1647, Florida Statutes, provides a greyhound permitholder with credits in an amount equal to the uncashed pari-mutuel tickets remitted in the prior state fiscal year to the state, which is applied against any taxes imposed the next fiscal year. Additionally, Section 550.1647, Florida Statutes, requires each permitholder to pay an amount not less than 10 percent of the credit provided by this section to any bona fide organization that promotes or encourages the adoption of greyhounds. During Fiscal Year 2019/2020, total contributions provided to greyhound adoption units amounted to \$105,595; which met or exceeded the minimum statutory requirement.

Total Live Performances (Complete and counted toward a full schedule) ⁽¹⁾	1,785	Number of Races	24,970
(1) Performances where eight or more races were held.			
Total Live Performances (Actual)	1,844	Total Paid Attendance	92,484
Total Racing Days	1,342	Total Admission Tax	\$0

Permitholder	County	Meet Period	Live Performances (Complete and counted toward full schedule)	Live Performances (Actual)	Racing Days	Number of Races	Purses Paid	Paid Attendance	Total Admission Tax
831 Federal Highway Acquisition, LLC (The Big Easy Casino) 831 North Federal Highway Hallandale Beach, FL 33009-2410	Broward	No live races/performance were scheduled.	0	0	0	0	\$0	0	\$0
831 Federal Highway Acquisition Holding, LLC (The Big Easy Casino) 831 North Federal Highway Hallandale Beach, FL 33009-2410	Dade	No live races/performance were scheduled.	0	0	0	0	\$0	0	\$0
Daytona Beach Kennel Club, Inc. 960 South Williamson Boulevard Daytona Beach, FL 32114-7247	Volusia	12/3/2019 to 6/30/2020	119	119	89	1,645	\$754,422	0	\$0
Derby Lane (St. Petersburg Kennel Club, Inc.) 10490 Gandy Boulevard St. Petersburg, FL 33702-2395	Pinellas	1/1/2020 to 6/30/2020	131	131	103	1,964	\$1,212,426	0	\$0
Ebro Greyhound Park (Washington County Kennel Club, Inc.) 6558 Dog Track Road Ebro, FL 32437	Washington	7/2/2019 to 9/28/2019 and 5/2/2020 to 6/30/2020	89	92	52	775	\$304,217	3,084	\$0
Flagler Dog Track (West Flagler Associates, Ltd.) 401 N.W. 38th Court Miami, FL 33126-5638	Dade	No live races/performance were scheduled.	0	0	0	0	\$0	0	\$0
Jacksonville Kennel Club, Inc. (Jacksonville Greyhound Racing, Inc.) 201 Monument Road Jacksonville, FL 32225-8106	Duval	7/1/2019 to 10/13/2019 at Orange Park	118	118	89	1,652	\$1,073,393	0	\$0
License Acquisitions, LLC (Palm Beach Greyhound Racing) 1111 North Congress Avenue West Palm Beach, FL 33409-6317	Palm Beach	7/1/2019 to 10/31/2019 at Palm Beach	134	136	102	2,017	\$1,129,093	0	\$0

Permittholder	County	Meet Period	Live Performances (Complete and counted toward full schedule)	Live Performances (Actual)	Racing Days	Number of Races	Purses Paid	Paid Attendance	Total Admission Tax
Melbourne Greyhound Park, LLC 1100 North Wickham Road Melbourne, FL 32935-8941	Brevard	No live races/performance were scheduled.	0	0	0	0	\$0	0	\$0
Naples - Ft. Myers Greyhound Track (Southwest Florida Enterprises, Inc.) 10601 Bonita Beach Road Bonita Springs, FL 34135-5620	Lee	12/4/2019 to 5/3/2020	196	196	131	2,346	\$1,777,421	81,527	\$0
Orange Park Kennel Club, Inc. (Jacksonville Greyhound Racing, Inc.) 455 Park Avenue Orange Park, FL 32073-3101	Clay	11/18/2019 to 4/19/2020	137	137	102	1,915	\$1,318,245	0	\$0
Palm Beach Kennel Club (Investment Corporation of Palm Beach) 1111 North Congress Avenue West Palm Beach, FL 33409-6317	Palm Beach	11/1/2019 to 6/30/2020	226	226	175	3,376	\$2,029,878	0	\$0
Penn Sanford, LLC (Sanford-Orlando Kennel Club) 301 Dog Track Road Longwood, FL 32750-6558	Seminole	7/1/2019 to 12/30/2019	135	166	116	2,017	\$703,299	5,316	\$0
Pensacola Greyhound Racing, LLP 951 Dog Track Road Pensacola, FL 32506-8236	Escambia	No live races/performance were scheduled.	0	0	0	0	\$0	0	\$0
SOKC, LLC (Sanford-Orlando Kennel Club) 301 Dog Track Road Longwood, FL 32750-6558	Seminole	1/1/2020 to 6/29/2020	59	81	59	942	\$345,067	2,557	\$0
Sarasota Kennel Club, Inc. 5400 Bradenton Road Sarasota, FL 34234-2999	Sarasota	No live races/performance were scheduled.	0	0	0	0	\$0	0	\$0
St. Johns Greyhound Park, a/k/a Bayard Raceways, Inc. (Jacksonville Greyhound Racing, Inc.) 6322 Racetrack Road St. Johns, FL 32259-2107	St. Johns	10/14/2019 to 11/17/2019 and 4/20/2020 to 6/29/2020 at Orange Park	89	89	67	1,246	\$815,990	0	\$0
Tampa Greyhound Track (TBDG Acquisition, LLC) 755 East Waters Avenue Tampa, FL 33604-3107	Hillsborough	7/1/2019 to 12/30/2019 at Derby Lane	180	180	128	2,669	\$1,836,141	0	\$0
West Volusia Racing, Inc. 882-4 Saxon Boulevard Orange City, FL 32763	Volusia	7/1/2019 to 12/2/2019 at Daytona	172	173	129	2,406	\$891,935	0	\$0



JAI ALAI PERMITHOLDERS



Florida was the first state in the nation to conduct jai alai performances, with the first fronton being built in 1926. There were 12 jai alai permitholders, of those 10 operated at seven frontons throughout Florida. Florida is now the only state where pari-mutuel wagering on live jai alai games is conducted. A total of 725 completed performances, including charity and scholarship performances, were conducted during this past fiscal year, a decrease of approximately 14 percent from the previous fiscal year.

During Fiscal Year 2019/2020, handle wagered on live jai alai performances decreased by approximately 36 percent. Intertrack handle wagered on broadcasts of live Florida jai alai performances decreased by approximately 37 percent. Total handle decreased by approximately 36 percent for the Florida jai alai industry.

Total jai alai revenue to the state decreased by approximately 13 percent during Fiscal Year 2019/2020. The jai alai industry accounted for approximately five percent of Florida's total pari-mutuel revenue and 1.19 percent of total handle from pari-mutuel performances.

Permitholders reported paying a total of \$3,304,031 in players' awards. For more detail on players' awards paid, please refer to the information below by permitholder.

There was minimal change in paid attendance from the prior year. The division reports only paid attendance and does not include free admissions or complimentary passes in its data.

Total Live Performances (Complete and counted toward a full schedule) ⁽¹⁾	725	Number of Games	6,572
<small>(1) Performances where eight or more races were held.</small>			
Total Live Performances (Actual)	727	Total Paid Attendance	2
Total Gaming Days	365	Total Admission Tax	\$0

Permitholder	County	Meet Period	Live Performances (Complete and counted toward full schedule)	Live Performances (Actual)	Gaming Days	Number of Games	Players' Awards Paid	Paid Attendance	Total Admission Tax
Calder Jai Alai (Calder Race Course, Inc.) 21001 N.W. 27th Avenue Miami Gardens, FL 33056-1461	Dade	8/1/2019 to 9/29/2019	88	88	43	704	\$125,600	0	\$0
Dania Jai Alai (Dania Entertainment Center, LLC) 301 East Dania Beach Boulevard Dania Beach, FL 33004-3016	Broward	11/1/2019 to 4/15/2020	120	120	84	1,426	\$1,092,320	0	\$0
Dania Summer Jai Alai (Dania Entertainment Center, LLC) 301 East Dania Beach Boulevard Dania Beach, FL 33004-3016	Broward	9/15/2019 to 10/31/2019 and 5/1/2020 to 6/28/2020 at Dania	46	46	33	552	\$450,668	0	\$0
Edgewater Jai Alai (West Flagler Associates, Ltd.) 401 N.W. 38th Court Miami, FL 33126-5638	Dade	5/1/2020 to 6/28/2020 at Magic City	48	50	34	444	\$250,250	0	\$0
Ft. Pierce Jai Alai (Fronton Holdings, LLC) 1750 South Kings Highway Ft. Pierce, FL 34945-3099	St. Lucie	6/1/2020 to 6/27/2020	0	0	0	0	\$0	0	\$0
Kings Key Court, LLC 355 East Palm Drive Florida City, FL 33034	Dade	7/1/2019 to 7/2/2019	4	4	2	32	\$16,000	0	\$0
Isle Casino and Racing at Pompano Park Jai Alai (PPL, Inc.) 1800 S.W. 3rd Street Pompano Beach, FL 33069	Broward	6/5/2020 to 6/27/2020 at Dania	0	0	0	0	\$0	0	\$0
Magic City Jai Alai (West Flagler Associates, Ltd.) 401 N.W. 38th Court Miami, FL 33126-5638	Dade	7/3/2019 to 10/5/2019	125	125	69	1,041	\$428,740	0	\$0
Miami Jai Alai (Casino Miami, LLC) 3500 N.W. 37th Avenue Miami, FL 33142-4923	Dade	12/1/2019 to 1/30/2020	153	153	51	1,224	\$494,673	0	\$0
Ocala Gainesville Poker and Jai Alai (OBS Real Estate Holdings, LLC) 4601 West Highway 318 Citra, FL 32113	Marion	2/3/2020 to 2/14/2020	40	40	10	320	\$91,430	0	\$0
Orlando Live Events (RB Jai Alai, LLC) 6405 South Highway 17-92 Fern Park, FL 32730-2057	Seminole	7/8/2019 to 7/12/2019	40	40	5	320	\$2,000	2	\$0
Summer Jai Alai Partnership at Magic City Jai Alai 401 N.W. 38th Court Miami, FL 33126-5638	Dade	10/6/2019 to 11/30/2019 at Magic City	61	61	34	509	\$352,350	0	\$0

Miscellaneous Revenue to State

(See Section 550.09511(4), Florida Statutes, for detail.)

Ft. Pierce Jai Alai	35,178.45
Ocala Gainesville Poker and Jai Alai	22,320.00
Orlando Live Events	19,760.00
Summer Jai Alai	27,800.00
Total	\$105,058.45



THOROUGHBRED PERMITHOLDERS



Florida continues to be a premier thoroughbred racing state with five permitholders that operated at three tracks located in Central and South Florida. A total of 343 completed performances, including charity and scholarship performances, were conducted during this past fiscal year, an increase of approximately five percent from the previous fiscal year.

During Fiscal Year 2019/2020, handle on live thoroughbred performances decreased by 36 percent. Handle from intertrack wagering decreased approximately 29 percent. Simulcast handle wagered on broadcasts of performances from outside the state decreased by approximately 35 percent. Intertrack simulcast handle decreased by approximately 29 percent. Overall, total handle decreased by approximately 31 percent for the Florida thoroughbred industry.

Total thoroughbred revenue to the state during Fiscal Year 2019/2020, decreased by approximately 25 percent from the prior year. The thoroughbred industry accounted for approximately 76 percent of Florida's total pari-mutuel revenue and 62.89 percent of total handle from pari-mutuel performances.

Permitholders reported paying a total of \$94,320,724 in purses. For more detail on purses paid, please refer to the information below by permitholder. The Florida Horsemen's Benevolent and Protective Association did not dispute the amount of purses paid reported by the permitholders. The Tampa Bay Horsemen's Benevolent and Protective Association, Inc., did not dispute the amount of purses paid reported by Tampa Bay Downs.

Total paid attendance decreased by approximately 48 percent from the prior year. The division reports only paid attendance and does not include free admissions or complimentary passes in its data.

Total Live Performances (Complete and counted toward a full schedule) ⁽¹⁾	343	Number of Races	3,363
(1) Performances where eight or more races were held.			
Total Live Performances (Actual)	344	Total Paid Attendance	39,757
Total Racing Days	344	Total Admission Tax	\$11,773

Permitholder	County	Meet Period	Live Performances (Complete and counted toward full schedule)	Live Performances (Actual)	Racing Days	Number of Races	Purses Paid	Paid Attendance	Total Admission Tax
Calder Race Course, Inc. (Churchill Downs, Inc.) 21001 N.W. 27th Avenue Miami Gardens, FL 33056-1461	Dade	10/2/2019 to 11/24/2019	40	40	40	335	\$8,572,370	0	\$0
Gulfstream Park Racing Association, Inc. (Stronach Group) 901 S. Federal Highway Hallandale Beach, FL 33009-7124	Broward	7/1/2019 and 11/29/2019 to 5/10/2020 and 6/30/2020	112	112	112	1,188	\$44,475,172	1,609	\$0
Gulfstream Park Thoroughbred After Racing Program, Inc. (Stronach Group) 901 S. Federal Highway Hallandale Beach, FL 33009-7124	Broward	7/4/2019 to 9/7/2019 at Gulfstream Park	39	39	39	413	\$12,739,823	0	\$0
Tampa Bay Downs, Inc. 11225 Race Track Road Tampa, FL 33626-3122	Hillsborough	7/1/2019 and 11/27/2019 to 6/24/2020 and 6/30/2020	109	110	110	979	\$15,840,280	38,148	\$11,773
Tropical Park, LLC 21001 N.W. 27th Avenue Miami Gardens, FL 33056-1461	Dade	9/8/2019 to 9/29/2019 and 5/14/2020 to 6/28/2020 at Gulfstream Park	43	43	43	448	\$12,693,079	0	\$0



HARNESS PERMITHOLDERS



Pompano Park is the only permitholder conducting harness horse racing in the State of Florida. A total of 90 completed performances, including charity and scholarship performances, were conducted during this past fiscal year, which is a decrease of approximately 28 percent from the previous year.

During Fiscal Year 2019/2020, handle wagered on live harness performances decreased by approximately 36 percent. Intertrack handle wagered on broadcasts of live Florida harness performances decreased by approximately 36 percent. Simulcast handle wagered on broadcasts of performances from outside the state decreased by approximately 32 percent and intertrack simulcast handle decreased by approximately 29 percent. Overall, total handle decreased by approximately 30 percent for the Florida harness industry.

Total revenue to the state during Fiscal Year 2019/2020, decreased by approximately 28 percent from the prior fiscal year. The harness industry accounted for approximately 10 percent of Florida's total pari-mutuel revenue and 5.87 percent of total handle from pari-mutuel performances.

Pompano Park reported paying \$5,681,561 in purses. For more detail on purses paid, please refer to the information below. The Florida Standardbred Breeders' and Owners' Association was able to confirm the amount of purses paid reported by Pompano Park.

The division reports only paid attendance and does not include free admissions or complimentary passes in its data.

Total Live Performances (Complete and counted toward a full schedule) ⁽¹⁾	90	Number of Races	775
(1) Performances where eight or more races were held.			
Total Live Performances (Actual)	91	Total Paid Attendance	0
Total Racing Days	91	Total Admission Tax	\$0

Permitholder	County	Meet Period	Live Performances (Complete and counted toward full schedule)	Live Performances (Actual)	Racing Days	Number of Races	Purses Paid	Paid Attendance	Total Admission Tax
Isle Casino and Racing at Pompano Park (PPI, Inc.) 1800 S.W. 3rd Street Pompano Beach, FL 33069	Broward	11/3/2019 to 5/21/2020	90	91	91	775	\$5,681,561	0	\$0



QUARTER HORSE PERMITHOLDERS



There were six permitholders conducting quarter horse racing at six tracks located in the State of Florida. In Fiscal Year 2019/2020, a total of 78 completed performances were conducted, a decrease of approximately 13 percent from the previous fiscal year.

During Fiscal Year 2019/2020, handle wagered on live quarter horse performances decreased by approximately 28 percent. No intertrack wagering on broadcasts of performances was held; with no change from the prior year. There was no simulcast handle wagered on broadcasts of performances from outside the state, along with no intertrack simulcast handle. Overall, total handle decreased by approximately 28 percent for the Florida quarter horse industry.


Total quarter horse revenue to the state during Fiscal Year 2019/2020, decreased by approximately 13 percent. The quarter horse industry accounted for approximately one percent of Florida's total pari-mutuel revenue and 0.01 percent of total handle from pari-mutuel performances.

Permitholders reported paying a total of \$1,523,600 in purses. For more detail on purses paid, please refer to the information below by permitholder. The majority of horsemen's association operating at each respective quarterhorse track did not dispute the amount of reported purses paid.

The division reports only paid attendance and does not include free admissions or complimentary passes in its data.

Total Live Performances (Complete and counted toward a full schedule) ⁽¹⁾	78	Number of Races	625
(1) Performances where eight or more races were held.			
Total Live Performances (Actual)	78	Total Paid Attendance	0
Total Racing Days	34	Total Admission Tax	\$0

Permitholder	County	Meet Period	Live Performances (Complete and counted toward full schedule)	Live Performances (Actual)	Racing Days	Number of Races	Purses Paid	Paid Attendance	Total Admission Tax
Gretna Racing, LLC 501 Race Track Drive Gretna, FL 32332	Gadsden	2/1/2020 to 5/17/2020	15	15	5	120	\$167,000	0	\$0
Hamilton Downs Horsetrack, LLC 2220 N.W County Road 143 Jennings, FL 32053	Hamilton	4/4/2020 to 4/26/2020	0	0	0	0	None Reported	0	\$0
Hialeah Park (South Florida Racing Association, LLC) 2200 E. 4th Avenue Hialeah, FL 33013	Dade	1/10/2020 to 2/17/2020	40	40	20	321	\$1,054,000	0	\$0
Ocala Breeder's Sales Company, Inc. 1701 S.W. 60th Avenue Ocala, FL 34474-1800	Marion	11/26/2019	1	1	1	8	\$294,000	0	\$0
Oxford Downs (South Marion Real Estate Holdings, LLC) 17996 S. US Highway 301 Summerfield, FL 34491	Marion	9/22/2019 to 11/24/2019	21	21	7	168	\$0	0	\$0
Tampa Bay Downs, Inc. 11225 Race Track Road Tampa, FL 33626-3122	Hillsborough	12/8/2019	1	1	1	8	\$8,600	0	\$0



SUMMARY

PARI-MUTUEL INDUSTRY

During Fiscal Year 2019/2020, the total handle wagered for all industries exceeded \$452 million, a decrease of approximately 31 percent from the prior fiscal year. Total pari-mutuel completed performances, including charity and scholarship performances, conducted during Fiscal Year 2019/2020, decreased by approximately 24 percent from the previous fiscal year.

The state realized revenue from performances of approximately \$5.3 million, a decrease of roughly 33 percent from the prior fiscal year. Of the \$5.3 million collected, greyhound permitholders accounted for eight percent, thoroughbreds for 76 percent, harness for 10 percent, jai alai for five percent, and quarter horse for one percent.

Total paid attendance decreased approximately 35 percent from the prior year. The division reports only paid attendance and does not include free admission or complimentary passes in its data.



HORSE RACING

Promotional Programs for Florida-Bred Horses *

Florida breeder promotions and award programs are administered by private breeders' and owners' associations organized to promote ownership and breeding of race horses in the State of Florida. Each association conducts its own campaign to enhance the horse breeding industry in the state and provides breeders' and owners' awards of up to 20 percent of announced gross purses. The Florida Standardbred Breeders' and Owners' Association is funded by the breaks and uncashed tickets from live performances and one percent of the intertrack handle. The Quarter Horse Breeders' Association is funded by the breaks and the uncashed tickets from live races and one percent of the live and intertrack handle. The Florida Thoroughbred Breeders' and Owners' Association awards program is funded by 0.955 percent of the live, simulcast, and intertrack handle, as well as 3.475 percent of the gross revenue from out-of-state wagers on Florida races.

To date, the Florida thoroughbred breeding industry has produced 50 national champions. Florida also produced "Affirmed", the eleventh horse to have swept the Triple Crown (1978). Ocala/Marion County, Florida, is home to some of the leading breeding farms in the country. The industry boasts 19 classic wins (Kentucky Derby, Preakness Stakes, and Belmont Stakes), 26 Breeders' Cup Day champions and six horses of the year.

The Florida Thoroughbred Breeders' and Owners' Association (FTBOA) funds the Florida-bred Stakes Program, which is implemented at Florida's Thoroughbred racetracks. Through a percentage of pari-mutuel handle, Florida Thoroughbred permitholders contributed \$8,103,577 to the FTBOA during Fiscal Year 2019/2020. The FTBOA paid out \$5,337,013 in Breeders' Awards and \$1,328,083 through the Florida-bred Stakes Program. The Florida-bred Stakes Program includes "Florida Sire Stakes" at Gulfstream Park, "Sunshine Millions Preview" at Gulfstream Park West, "Florida Cup Day" and "Florida Sire Stakes" at Tampa Bay Downs, and additional funds for supplements to Florida-bred Preferred Stakes Races during the Gulfstream and Tampa Bay Downs' meets.

The Florida Standardbred Breeders' and Owners' Association (FSBOA), a non-profit organization and the only organized representative of Standardbred horsemen in the State of Florida, is the designated association for the allocation and distribution of funds for Florida-bred racing. Promotional activities include providing breeder and stallion awards for eligible Florida-bred horses during Pompano Park's 2019/2020 meet, as well as awards for Florida Breeders' Stake races. The FSBOA inaugurated a breeder-incentive program in 2012; continued in 2020 with the goal of offering standardbred breeders a financial reward for the production of Florida-sired foals. This program benefits the standardbred breeders in Florida stakes races, and awards are provided for two-year old and three-year old Florida standardbreds. Florida Standardbred Breeders' & Owners' sponsored stake races provided awards and purse money to the Florida standardbred horsemen in excess of \$933,000 during the 2019/2020 meet. Additionally, the program continued to reward Florida standardbred breeding farm participants with more than \$88,000; thereby, supporting family farms and agriculture producers in Florida.

** Note: This promotional program information is provided by respective Breeders' and Owners' Associations.*

**UNIVERSITY OF FLORIDA
COLLEGE OF VETERINARY MEDICINE RACING LABORATORY**

The Florida Racing Laboratory in the College of Medicine at the University of Florida is an ISO 17025-2017 and RMTC accredited laboratory that employs various procedures to detect and identify prohibited drugs, medications, stimulants, depressants, hypnotics, local anesthetics, and drug masking agents in the blood, urine or other bodily fluids of racing horses and greyhounds.

During Fiscal Year 2019/2020, the Laboratory received and processed 30,141 samples and performed 128,157 analyses. The vigilant monitoring of samples by the Laboratory serves to deter the use of prohibited drugs in racing animals in Florida.

	Horse Urine/Blood	Greyhound Urine ¹	Investigative
Samples Received	10,703	19,438	1
Samples Analyzed	10,761	12,584	1
Number of Analyses	52,075	76,082	1
Positives	96	5	N/A

¹ Volume Not Sufficient for Testing 7,228 samples (37.2% of total number of samples received)

DRUG POSITIVES FOR FISCAL YEAR 2019/2020		
Types of Positives (ARCI Drug Class)	Greyhound	Horse
2-(1-Hydroxyethyl) Promazine (3)		1
2-(1-Hydroxyethyl) Promazine Sulfoxide (3)		1
5-hydroxydantrolene (4)		1
Betamethasone (3)		3
Cimetidine (5)		1
Clenbuterol (3)		6
Dexamethasone (4)		7
Dextrophan (4)		1
Dimethylsulfoxide (4)	1	1
Flunixin (4)	1	3
Flunixin (4) Ketoprofen (4)		2
Ketoprofen (4)		2
Ketoprofen (4), Phenylbutazone (4), Flunixin (4)		1
Methocarbamol (4)	3	15
Methylprednisolone (4)		4
Methylprednisolone (4), Xylazine (4)		1
Naproxen (4)		1
N-butylscopolamine (3)		2
Omeprazole Sulfide (5)		7
Phenylbutazone (4)		11
Phenylbutazone (4), Flunixin (4)		19
Testosterone (3) Nandrolone (3)		1
Triamcinolone Acetonide (4)		1
Xylazine (4)		4
Sub Totals	5	96
Grand Total	101	

- Class (1): Stimulant and depressant drugs that have the highest potential to affect performance and that have no generally accepted medical use in the racing horse.
- Class (2): Drugs that have a high potential to affect performance, but less of a potential than drugs in Class 1.
- Class (3): Drugs that may or may not have generally accepted medical use in the racing horse, but the pharmacology of which suggests less potential to affect performance than drugs in Class 2.
- Class (4): This class includes therapeutic medications that would be expected to have less potential to affect performance than those in Class 3.
- Class (5): This class includes therapeutic medications for which concentration limits have been established by the racing jurisdictions as well as certain miscellaneous agents such as dimethylsulfoxide (DMSO) and other medications as determined by the regulatory bodies.



**FINANCIAL
STATEMENTS**

**DIVISION OF PARI-MUTUEL WAGERING
SUMMARY OF STATE REVENUE FROM PARI-MUTUEL, CARDROOM,
SLOT ACTIVITIES, AND INDIAN GAMING COMPACT
FISCAL YEAR 2019/2020**

State Revenue From Regular Performances	
Tax on Attendance	\$ 11,773
Daily License Fees	1,367,480
Tax on Handle	3,917,063
State Revenue From Pari-Mutuel Performances ⁽¹⁾	\$ 5,296,316
Other State Revenue	
Occupational Licenses	\$ 383,786
Fingerprint Fees	165,646
Escheated Tickets ⁽²⁾	577,059
Racing Scholarship Funds ⁽²⁾	833
PMW Trust Fund - Drug Fines	88,100
Miscellaneous Revenue	121,618
General Revenue Fund - Other Fines	40,450
Other State Revenue	\$ 1,377,492
Total Pari-Mutuel State Revenue	\$ 6,673,808
State Revenue From Cardrooms	
Table Fees	\$ 796,000
Gross Receipts ⁽³⁾	13,239,209
Occupational Licenses	115,182
Total State Revenue From Cardrooms	\$ 14,150,391
State Revenue From Slots	
Compulsive/Addictive Gambling Fee ⁽⁴⁾	\$ 2,000,000
Facility License Fee ⁽⁴⁾	16,000,000
Slot Taxes ⁽⁵⁾	149,292,068
Fingerprint Fees	23,809
Occupational Licenses	220,393
Miscellaneous Revenue	3,347
Miscellaneous Fines	5,250
Total State Revenue From Slots	\$ 167,544,867
Total State Revenue Generated From Pari-Mutuel, Cardroom, and Slots	\$ 188,369,066
State Revenue From Indian Gaming Compact	
Indian Gaming Compact ⁽⁶⁾	\$ 0
Indian Gaming Compact Reimbursements	199,865
Total State Revenue From Indian Gaming Compact	\$ 199,865
TOTAL STATE REVENUE GENERATED	\$ 188,568,931

(1) Daily license fees and taxes reported above are amounts collected and do not reflect amounts due.

(2) Escheated tickets and Racing Scholarship Funds are distributed to the Department of Education.

(3) One-half of cardroom gross receipts is deposited into the General Revenue Fund.

(4) Both amounts include payments from: Gulfstream Park Racing and Casino, Mardi Gras Racetrack and Gaming Center, Isle Casino and Racing at Pompano Park, Flagler Dog Track and Magic City Casino, Miami Jai Alai, Dania Jai Alai, South Florida Racing Association (Hialeah Park), and Calder Casino and Race Course.

(5) Slot taxes are distributed to the Department of Education.

(6) Indian Gaming Compact payments are deposited into the General Revenue Fund. In May 2019, the Seminole Tribe of Florida ceased making revenue share payments associated with the Compact.

DEPARTMENT OF BUSINESS & PROFESSIONAL REGULATION
DIVISION OF PARI-MUTUEL WAGERING
BALANCE SHEET
SPECIAL REVENUE FUND
FOR FISCAL YEAR ENDED JUNE 30, 2020

	<u>2020</u>	<u>2019</u>
ASSETS		
Cash with State Treasurer	\$ 919,986	\$ 1,429,432
Investments at cost	6,975,308	6,749,336
Accounts receivable	236,700	357,150
Taxes receivable	9,610,258	17,627,208
Allowance for uncollectibles	(145,283)	(148,257)
Interest receivable	17,625	20,498
Due from state funds	31,989	270
	<u>17,646,584</u>	<u>26,035,635</u>
TOTAL ASSETS	\$ <u>17,646,584</u>	\$ <u>26,035,635</u>
 LIABILITIES & FUND EQUITY		
Liabilities:		
Accounts payable	\$ 147,170	\$ 228,540
Accrued salaries	95,564	347,346
Due to other funds	1,807,537	1,713,754
Due to other state agencies	8,876,482	16,646,926
Due to general revenue	295,983	596,096
Compensated absences	23,904	(4)
	<u>11,246,639</u>	<u>19,532,660</u>
Total Liabilities	11,246,639	19,532,660
 Fund Equity		
Unreserved	<u>6,399,945</u>	<u>6,502,976</u>
Total Fund Equity	<u>6,399,945</u>	<u>6,502,976</u>
TOTAL LIABILITIES & FUND EQUITY	\$ <u>17,646,584</u>	\$ <u>26,035,635</u>

The financial statements and notes are for informational purposes only.

DEPARTMENT OF BUSINESS AND PROFESSIONAL REGULATION
DIVISION OF PARI-MUTUEL WAGERING
STATEMENT OF REVENUES, EXPENDITURES & CHANGES IN FUND BALANCE - BUDGET & ACTUAL
SPECIAL REVENUE FUND
FOR FISCAL YEAR ENDED JUNE 30, 2020

	FINAL BUDGET	2020 ACTUAL	VARIANCE	2019 ACTUAL
REVENUES:				
Fees, Charges, Commissions and Sales	\$ 19,552,155	\$ 20,578,453	\$ 1,026,298	\$ 21,148,730
Licenses and Permits	552,304	498,967	(53,337)	678,806
Taxes	197,324,441	159,852,446	(37,471,995)	207,459,401
Fines, Forfeits, Judgments and Settlements	212,335	93,546	(118,789)	70,590
Interest and Dividends, Net	29,537	222,894	193,357	196,948
Refunds	250,000	199,882	(50,118)	188,707
Miscellaneous Receipts	211,412	136,313	(75,099)	(1,580,464)
Total Revenues	218,132,184	181,582,501	(36,549,683)	228,162,719
EXPENDITURES				
CURRENT OPERATING				
Salaries	7,418,764	6,960,310	458,454	6,814,291
Other Personal Services	1,727,935	1,081,653	646,282	1,453,609
Other Operating Expenditures	940,875	706,986	233,889	721,198
Operation of Motor Vehicles	87,743	38,201	49,542	65,595
Risk Management	240,168	93,633	146,535	240,168
State Attorney-Slots	-	-	-	-
PMW Lab Services	2,266,000	2,266,000	-	2,266,000
PMW Compliance System	296,476	246,476	50,000	246,449
Tr/DMS/HR SVCS/STW Contract	57,246	55,898	1,348	56,049
Cardroom Tax Distribution	2,500,000	2,151,065	348,935	1,961,603
Other Contracted Services	84,228	19,883	64,346	28,895
Compulsive Gambling Prevention	1,250,000	1,250,000	-	1,245,056
Racing Animal Med Research	112,911	61,951	50,960	108,012
OPERATING CAPITAL OUTLAY	23,895	8,566	15,329	5,734
Acquisition of Motor Vehicles	80,002	-	80,002	78,104
Assessment for Fingerprinting	550,600	403,690	146,911	489,170
Service Charge to General Revenue	3,150,000	2,617,890	532,110	2,971,049
Refunds	370,000	11,058	358,942	351,728
Transfer to FDLE Slots Investigation	-	-	-	-
Transfers to Other Funds	197,594,212	150,729,315	46,864,897	195,910,219
Transfers to General Revenue	23,000,000	12,700,000	10,300,000	20,500,000
Total Expenditures	241,751,055	181,402,575	60,348,480	235,512,929
Excess (Deficiency) of Revenues Over (Under) Expenditures	(23,618,871)	179,926	(96,898,163)	(7,350,211)
FUND BALANCE JULY 1, 2019	5,156,185	3,100,247	-	10,450,457
FUND BALANCE JUNE 30, 2020	\$ (18,462,686)	\$ 3,280,173	\$ (96,898,163)	\$ 3,100,247

The financial statements and notes are for informational purposes only.

**CARDROOM,
PARI-MUTUEL, AND SLOT
STATUTE MATRIX**

STATUTE TOPIC	GREYHOUND	JAI ALAI	THOROUGHBRED	HARNESS	QUARTER HORSE
FEES					
Daily License Fees On Live / On-track Handle	\$80 per race. <u>550.0951(1)(a), F.S.</u>	\$40 per game. <u>550.0951(1)(a), F.S.</u>	\$100 per race. <u>550.0951(1)(a), F.S.</u>	\$100 per race. <u>550.0951(1)(a), F.S.</u>	\$100 per race. <u>550.0951(1)(a), F.S.</u>
Daily License Fees On Simulcast Handle	\$80 per race, but not to exceed \$500 per day. <u>550.0951(1)(a), F.S.</u>	\$40 per game, but not to exceed \$500 per day. <u>550.0951(1)(a), F.S.</u>	\$100 per race, but not to exceed \$500 per day. <u>550.0951(1)(a), F.S.</u>	\$100 race, but not to exceed \$500 per day. <u>550.0951(1)(a), F.S.</u>	\$100 per race, but not to exceed \$500 per day. <u>550.0951(1)(a), F.S.</u>
OUTS (ESCHEATS)					
Live / On-track Handle	Paid to the state of Florida. <u>550.1645(2), F.S.</u>	Paid to the state of Florida. <u>550.1645(2), F.S.</u>	Retained by permitholder. <u>550.2633(3), F.S.</u>	Paid to Florida Standardbred Breeders' and Owners' Association (FSBOA). <u>550.26165(1) and 550.2633(2)(a), F.S.</u>	Paid to Florida Quarter Horse Breeders' and Owners Association (FQHBOA). <u>550.26165(1) and 550.2633(2)(b), F.S.</u> Escheats from Arabian races are paid to Florida Arabian Horse Racing Promotion Account. <u>550.2633(2)(c), F.S.</u>
TAXES					
Tax On Admissions	15% of admission charge, or 10 cents, whichever is greater, for entrance to facility and grandstand. <u>550.0951(2)(a), F.S.</u> No tax is imposed on free passes or complimentary cards. <u>550.0951(2)(b) and (c), F.S.</u>	15% of admission charge, or 10 cents, whichever is greater, for entrance to facility and grandstand. <u>550.0951(2)(a), F.S.</u> No tax is imposed on free passes or complimentary cards. <u>550.0951(2)(b) and (c), F.S.</u>	15% of admission charge, or 10 cents, whichever is greater, for entrance to facility and grandstand. <u>550.0951(2)(a), F.S.</u> No tax is imposed on free passes or complimentary cards. <u>550.0951(2)(b) and (c), F.S.</u>	15% of admission charge, or 10 cents, whichever is greater, for entrance to facility and grandstand. <u>550.0951(2)(a), F.S.</u> No tax is imposed on free passes or complimentary cards. <u>550.0951(2)(b) and (c), F.S.</u>	15% of admission charge, or 10 cents, whichever is greater, for entrance to facility and grandstand. <u>550.0951(2)(a), F.S.</u> No tax is imposed on free passes or complimentary cards. <u>550.0951(2)(b) and (c), F.S.</u>
Tax On Live / On-track Handle	5.5% of handle, except for charity performances which is 7.6% of handle. <u>550.0951(3)(b)1., F.S.</u>	Effective July 1, 2000, a permitholder may not be taxed at a higher rate than 2%. <u>550.0951(3)(d), F.S.</u>	0.5% of handle. <u>550.09515(2)(a), F.S.</u>	0.5% of handle. <u>550.09512(2)(a), F.S.</u>	1% of handle. <u>550.0951(3)(a), F.S.</u>
Tax On Simulcast Handle	Allows permitholders to receive greyhound races from out-of-state, and are subject to taxation under 550.0951 and 550.09511. <u>550.3551(4), F.S.</u>	Allows permitholders to receive jai alai games from out-of-state, and are subject to taxation under 550.0951 and 550.09511. <u>550.3551(4), F.S.</u>	Allows permitholders to receive horse races from out-of-state, and are subject to taxation under 550.0951, 550.09512, and 550.09515. <u>550.3551(3) through 550.3551(3)(c), F.S.</u>	Allows permitholders to receive horse races from out-of-state, and are subject to taxation under 550.0951, 550.09512, and 550.09515. <u>550.3551(3) through 550.3551(3)(c), F.S.</u>	Allows permitholders to receive horse races from out-of-state, and are subject to taxation under 550.0951, 550.09512, and 550.09515. <u>550.3551(3) through 550.3551(3)(c), F.S.</u>

This matrix represents a summary of 2019 Statutes. Please refer to the cite noted by statutory topic for specific language governing pari-mutuel wagering.

STATUTE TOPIC	GREYHOUND	JAI ALAI	THOROUGHBRED	HARNESS	QUARTER HORSE
Tax On Intertrack and Intertrack Simulcast Handle	<p>5.5% of intertrack and intertrack simulcast handle; except for the intertrack handle from charity performances at a guest track within the market area of the host, the tax is 7.6%. <u>550.0951(3)(b)1. and 550.0951(3)(c)1., F.S.</u></p> <p>0.5% of intertrack and intertrack simulcast handle, if the guest is located outside market area of host and within market area of thoroughbred track conducting a live meet. <u>550.0951(3)(c)1., F.S.</u></p> <p>3.9% of intertrack and intertrack simulcast handle, for permitholders located in an area of the state where there are only 3 greyhound permitholders, located in 3 contiguous counties. <u>550.0951(3)(c)2., F.S.</u></p> <p>3.9% of intertrack and intertrack simulcast handle, for greyhound permitholders located in the same market area specified in 550.615(9). <u>550.0951(3)(c)2., F.S.</u></p>	<p>7.1% of intertrack and intertrack simulcast handle. <u>550.0951(3)(b)2. and 550.0951(3)(c)1., F.S.</u></p> <p>0.5% of intertrack and intertrack simulcast handle, if the guest is located outside market area of host and within market area of thoroughbred track conducting a live meet. <u>550.0951(3)(c)1., F.S.</u></p> <p>3.3% of intertrack and intertrack simulcast handle, if permitholder restricted from operating live on a year-round basis, and tax paid on intertrack handle exceeds that paid during 92/93 State Fiscal Year. <u>550.0951(3)(a), F.S.</u></p> <p>6.1% of intertrack and intertrack simulcast handle, for jai alai permitholders located in the market area as specified in 550.615(6) or (9), until the tax paid on intertrack handle in the current state fiscal year exceeds that paid during 92/93 State Fiscal Year, then tax on handle is 2.3%. <u>550.0951(3)(c)2., F.S.</u></p>	<p>2% of intertrack handle. <u>550.0951(3)(c)1., F.S.</u></p> <p>2.4% of intertrack simulcast handle. <u>550.0951(3)(c)1. and 550.09515(5), F.S.</u></p> <p>0.5% of intertrack and intertrack simulcast handle, if host and guest are thoroughbred permitholders, or if the guest is located outside market area of host and within market area of thoroughbred track conducting a live meet. <u>550.0951(3)(c)1., F.S.</u></p> <p>0.5% of intertrack simulcast handle, if guest track is a thoroughbred track located more than 35 miles from host track. <u>550.09515(5), F.S.</u></p>	<p>3.3% of intertrack handle. <u>550.0951(3)(c)1., F.S.</u></p> <p>1.5% of intertrack simulcast handle. <u>550.0951(3)(c)1., F.S.</u></p> <p>0.5% of intertrack and intertrack simulcast handle, if the guest is located outside market area of host and within market area of thoroughbred track conducting a live meet. <u>550.0951(3)(c)1., F.S.</u></p>	<p>2% of intertrack handle. <u>550.0951(3)(c)1., F.S.</u></p> <p>2.4% of intertrack simulcast handle. <u>550.0951(3)(c)1. and 550.09515(5), F.S.</u></p> <p>0.5% of intertrack and intertrack simulcast handle, if the guest is located outside market area of host and within market area of thoroughbred track conducting a live meet. <u>550.0951(3)(c)1., F.S.</u></p>
CHARITY PERFORMANCES					
	<p>Maximum of five days. <u>550.0351(1), F.S.</u></p> <p>Permitholders are allowed to conduct one additional day to be designated as "Greyhound Adopt-A-Pet Day." Proceeds are paid to "bona fide organizations" that promote the adoption of greyhounds. <u>550.1648(2), F.S.</u></p> <p>Permitholders shall pay from any source, including charity performances, not less than 10% of tax credit from escheated tickets to a bona fide greyhound adoption program. <u>550.1647, F.S.</u></p>	<p>Maximum of five days. <u>550.0351(1), F.S.</u></p> <p>Permitholders are allowed to conduct two additional performances known as "Retired Jai Alai Players' Charity Day" for a fund to benefit retired jai alai players. <u>550.0351(8), F.S.</u></p>	<p>Maximum of five days. <u>550.0351(1), F.S.</u></p> <p>One additional scholarship day to tracks located in Hillsborough County for the benefit of Pasco-Hernando Community College. <u>550.0351(6)(a) and 550.0351(6)(b), F.S.</u></p>	<p>Maximum of five days. <u>550.0351(1), F.S.</u></p>	<p>Maximum of five days. <u>550.0351(1), F.S.</u></p>

This matrix represents a summary of 2019 Statutes. Please refer to the cite noted by statutory topic for specific language governing pari-mutuel wagering.

STATUTE TOPIC	GREYHOUND	JAI ALAI	THOROUGHBRED	HARNESS	QUARTER HORSE
TAX CREDITS & EXEMPTIONS					
(excluding charity performances, unless otherwise noted)	<p>Tax exemption of \$360,000 per state fiscal year, or \$500,000 for three permitholders that held a full live schedule in 1995, and closest to another state authorizing greyhound racing. <u>550.09514(1), F.S.</u></p> <p>Tax credit each state fiscal year equal to daily license fee on live races in previous state fiscal year. <u>550.0951(1)(a), F.S.</u></p> <p>Allows each permitholder that cannot utilize the full amount of the tax exemption or daily license fee tax credit, elect once per state fiscal year to transfer the unused portion to a greyhound permitholder acting as a host track for intertrack wagering. <u>550.0951(1)(b), F.S.</u></p> <p>Tax credit each state fiscal year in an amount equal to the amount remitted in escheated tickets in prior state fiscal year. <u>550.1647, F.S.</u></p>	<p>A permitholder that has incurred tax on handle and admissions that exceeds its operating earnings is entitled to credit the excess amount of taxes against its next ensuing meets. <u>550.09511(1)(b), F.S.</u></p> <p>Tax credit each state fiscal year equal to 25% of amount remitted in escheated tickets in prior state fiscal year. Funds equal to the tax credit shall be paid by the permitholder to the National Association of Jai Alai Frontons. <u>550.1646, F.S.</u></p> <p>\$30,000 per performance exemption if live handle during the preceding state fiscal year was less than \$15 million. <u>This exemption applies to charity performances.</u> <u>550.09511(2)(a)1., F.S.</u></p> <p>A permitholder conducting fewer than 100 performances in any calendar year shall pay to the state the same aggregate amount of daily license fees on live games, admissions tax, and tax on live handle as that paid during the most recent prior calendar year in which at least 100 live performances were conducted. <u>550.09511(4), F.S.</u></p>	<p>Permitholders are allowed a credit of up to 1% of the paid taxes for the previous taxable year. The credit, if taken, is applied against taxes on live handle due for a taxable year under this section, and is paid directly to the Jockeys' Guild by the permitholders. <u>550.09515(6), F.S.</u></p>		

This matrix represents a summary of 2019 Statutes. Please refer to the cite noted by statutory topic for specific language governing pari-mutuel wagering.

STATUTE TOPIC	STATUTE REFERENCE	SUMMARY
FEEs		
Cardroom Table Fees	849.086(5)(d), F.S.	Annual fee for each facility is \$1,000 for each table to be operated at the cardroom.
TAXES		
Tax On Cardroom Gross Receipts	849.086(13)(a), F.S.	Each cardroom operator shall pay a tax to the state of 10% of the cardroom operation's monthly gross receipts. Pursuant to Section 849.086(13)(c), F.S., one-half credited to the Pari-Mutuel Wagering Trust Fund and one-half being credited to the General Revenue Fund.
Tax On Admissions	849.086(13)(b), F.S.	15% of admission charge, or 10 cents, whichever is greater, for entrance to the cardroom. This tax only applies if a separate admission fee is charged for entry into the cardroom facility. If a single admission fee is charged allowing entry to both or either the pari-mutuel facility and the cardroom facility, the tax is payable only once and shall be payable pursuant to Chapter 550, F.S.
FINES		
Administrative Fine	849.086(14)(c), F.S.	An administrative fine up to \$1,000 for each violation may be imposed on any person who has violated or failed to comply with the provisions of Section 849.086, F.S.
ANNUAL DISBURSEMENT TO COUNTIES AND MUNICIPALITIES		
Annual Disbursement To Counties and Municipalities	849.086(13)(h), F.S.	One-quarter of moneys deposited into the Pari-Mutuel Wagering Trust Fund shall, by October 1 of each year, be distributed to the local counties or municipalities that approved the cardroom.

This matrix represents a summary of 2019 Statutes. Please refer to the cite noted by statutory topic for specific language governing operation of cardrooms.

STATUTE TOPIC	STATUTE REFERENCE	SUMMARY
FEES		
Slot License Fee	551.106(1)(a), F.S.	Annual fee for each slot machine facility is \$2 million paid with the initial license application and annually thereafter on the anniversary date of the issuance of the initial license.
Compulsive or Addictive Gambling Prevention Program Fee	551.118(3), F.S.	Annual fee for each slot machine facility is \$250,000 paid at the same time the annual license fee is due, and annually thereafter.
TAXES		
Tax on Slot Revenue	551.106(2)(a), F.S.	The tax rate on slot machine revenues is 35%. If, during any state fiscal year, the aggregate amount of tax paid to the state by all slot machine licensees in Broward and Miami-Dade Counties is less than the aggregate amount of tax paid to the state by all slot machine licensees in the 2008/2009 Fiscal Year, each slot machine licensee shall pay to the state within 45 days after the end of the state fiscal year a surcharge equal to its pro rata share of an amount equal to the difference between the aggregate amount paid to the state by all slot machine licensees in the 2008/2009 Fiscal Year, and the amount of tax paid during the fiscal year.
FINES		
Failure to Pay Slot Tax Fine	551.106(4), F.S.	Up to \$10,000 for each day tax payment is not remitted timely.
Civil Fine	551.107(11), F.S.	The division may impose a civil fine of up to \$5,000 for each violation of Chapter 551, F.S., or any rule adopted under Chapter 551, F.S.
False Statement Fine	551.109(1), F.S.	Up to a \$10,000 fine or civil penalty for any person who knowingly makes or causes to be made, or aids, assists, or procures another to make a false statement in any report, disclosure, application, or any document required under Chapter 551, F.S., or any rule adopted under Chapter 551, F.S.
Unauthorized Possession of Slot Machine Fine	551.109(2), F.S.	Up to a \$10,000 administrative fine or civil penalty for any person who possesses a slot machine without the license required by Chapter 551, F.S., or who possesses a slot machine at any location other than at the slot machine licensee's facility.
PENALTIES		
Slot Machine Licensee Civil Penalties	551.117, F.S.	Up to a \$100,000 civil penalty for each count or separate offense against the slot machine licensee for violation of Chapter 551, F.S., or any rule adopted under Chapter 551, F.S.

This matrix represents a summary of 2019 Statutes. Please refer to the cite noted by statutory topic for specific language governing slot operations.